

# 2022 Annual Agency Profile - Fort Peck Tribes (NTD ID 80018)

**Mailing Address:** 629 7TH AVE S  
WOLF POINT, MT 59201-1740

**Website:** <https://fortpecktribes.org>

## Geographic Coverage

**Primary Urbanized/Rural Area** Montana Non-UZA  
**Other Areas Served:**

## Service Consumed

**Annual Unlinked Trips (UPT)** 15,324

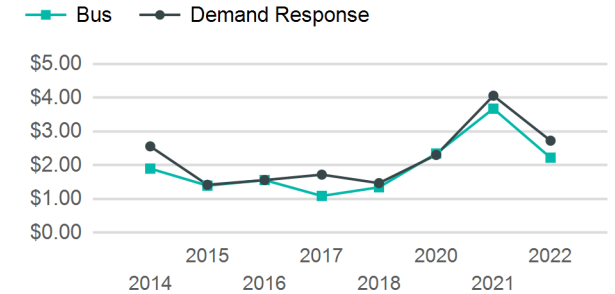
## Assets

**Revenue Vehicles** 11  
**Service Vehicles** 2  
**Facilities** 1

## Service Supplied

**Annual Vehicle Revenue Miles (VRM)** 115,291  
**Annual Vehicle Revenue Hours (VRH)** 6,914  
**Vehicles Operated in Maximum Service (VOMS)** 9

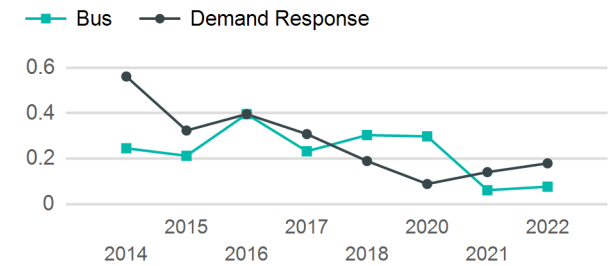
## Operating Expenses per Vehicle Revenue Mile



## Modal Characteristics

Mode	Annual Unlinked Passenger Trips	Directly Operated VOMS	Purchased Transportation VOMS	Annual Vehicle Revenue Miles	Annual Vehicle Revenue Hours
Demand Response	11,361	7	0	63,410	4,563
Bus	3,963	2	0	51,881	2,351
<b>Total</b>	<b>15,324</b>	<b>9</b>	<b>0</b>	<b>115,291</b>	<b>6,914</b>

## Unlinked Passenger Trip per Vehicle Revenue Mile



Mode	Service Efficiency		Service Effectiveness		
	OE per VRM	OE per VRH	UPT per VRM	UPT per VRH	OE per UPT
Demand Response	\$5.45	\$75.75	0.2	2.5	\$30.42
Bus	\$4.44	\$98.01	0.1	1.7	\$58.14
<b>Total</b>	<b>\$5.00</b>	<b>\$83.32</b>	<b>0.1</b>	<b>2.2</b>	<b>\$37.59</b>

# 2022 Annual Agency Profile - Fort Peck Tribes (NTD ID 80018)

## 2022 Funding Breakdown

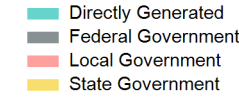
### Summary of Operating Expenses (OE)

Mode	Operating Expenses	Fare Revenues
Demand Response	\$345,635	\$2,399
Bus	\$230,423	\$0
<b>Total</b>	<b>\$576,058</b>	<b>\$2,399</b>

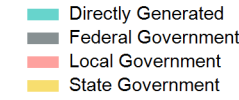
### Sources of Operating Funds Expended

Directly Generated	\$2,399
Federal Government	\$192,075
Local Government	\$190,912
State Government	\$190,672
<b>Total Operating Funds Expended</b>	<b>\$576,058</b>

### Operating Funding Sources



### Capital Funding Sources



### Sources of Capital Funds Expended

Directly Generated	\$0
Federal Government	\$0
Local Government	\$0
State Government	\$0
<b>Total Capital Funds Expended</b>	<b>\$0</b>

## 2022 Asset Management

Transit Asset Management (TAM) Tier: Tier II      TAM Sponsor NTD ID: 8R02

### Metrics

### 2022 Performance Measure - Asset - 2023 Target (% not in State of Good Repair)

Mode	Average Fleet Age in Years
Demand Response	8.5
Bus	4.8