

2022 Annual Agency Profile - Garfield County Council on Aging (NTD ID 80117)

Mailing Address: 352 LEAVITT AVE
JORDAN, MT 59337

Website: <https://www.bighorncountymt.gov/departments/council-on-aging/>

Service Consumed

Annual Unlinked Trips (UPT) 5,497

Service Supplied

Annual Vehicle Revenue Miles (VRM) 43,395

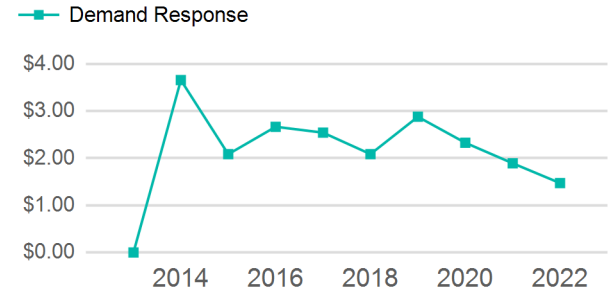
Annual Vehicle Revenue Hours (VRH) 1,856

Vehicles Operated in Maximum Service (VOMS) 4

Assets

Revenue Vehicles 4
Service Vehicles 0
Facilities 0

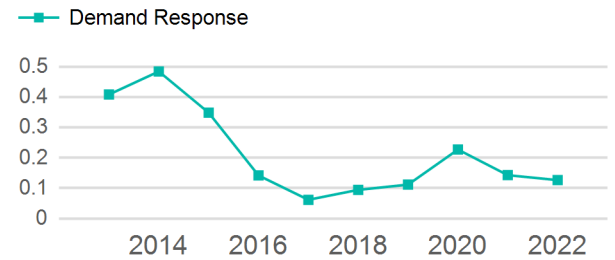
Operating Expenses per Vehicle Revenue Mile



Modal Characteristics

Mode	Annual Unlinked Passenger Trips	Directly Operated VOMS	Purchased Transportation VOMS	Annual Vehicle Revenue Miles	Annual Vehicle Revenue Hours
Demand Response	5,497	4	0	43,395	1,856
Total	5,497	4	0	43,395	1,856

Unlinked Passenger Trip per Vehicle Revenue Mile



Mode	Service Efficiency		Service Effectiveness		
	OE per VRM	OE per VRH	UPT per VRM	UPT per VRH	OE per UPT
Demand Response	\$1.47	\$34.41	0.1	3.0	\$11.62
Total	\$1.47	\$34.41	0.1	3.0	\$11.62

2022 Annual Agency Profile - Garfield County Council on Aging (NTD ID 80117)

2022 Funding Breakdown

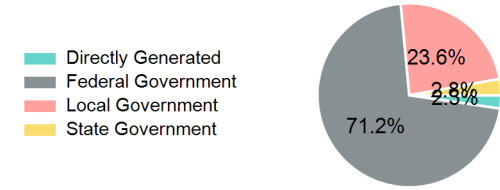
Summary of Operating Expenses (OE)

Mode	Operating Expenses	Fare Revenues
Demand Response	\$63,856	\$1,478
Total	\$63,856	\$1,478

Sources of Operating Funds Expended

Directly Generated	\$1,478
Federal Government	\$45,461
Local Government	\$15,098
State Government	\$1,819
Total Operating Funds Expended	\$63,856

Operating Funding Sources



Capital Funding Sources

Sources of Capital Funds Expended

Directly Generated	\$0
Federal Government	\$0
Local Government	\$0
State Government	\$0
Total Capital Funds Expended	\$0



2022 Asset Management

Transit Asset Management (TAM) Tier	Tier II	TAM Sponsor NTD ID	8R02
--	---------	---------------------------	------

Metrics

2022 Performance Measure - Asset - 2023 Target (% not in State of Good Repair)

Equipment - Automobiles - 0%
Equipment - Trucks and other Rubber Tire Vehicles - 0%
Facility - Administrative / Maintenance Facilities - 0%
Facility - Passenger / Parking Facilities - 0%
Rolling Stock - AO - Automobile - 100%
Rolling Stock - BU - Bus - 4%
Rolling Stock - CU - Cutaway - 40%
Rolling Stock - MV - Minivan - 18%
Rolling Stock - SB - School Bus - 100%
Rolling Stock - SV - Sports Utility Vehicle - 100%
Rolling Stock - VN - Van - 35%

Mode	Average Fleet Age in Years
Demand Response	5.8