

2022 Annual Agency Profile - Dynamic Dimensions, Inc. (NTD ID 80138)

Mailing Address: 567 18TH ST
BURLINGTON, CO 80807-1521

Website: <https://dynamicdimensions.org>

Service Consumed

Annual Unlinked Trips (UPT) 0

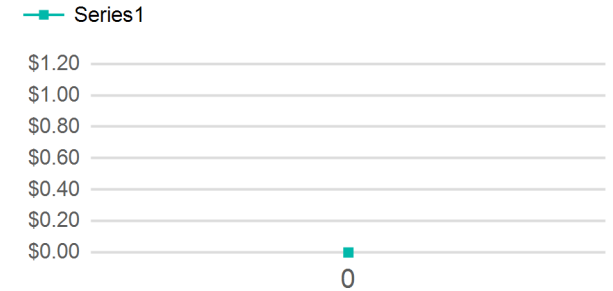
Assets

Revenue Vehicles 0
Service Vehicles 0
Facilities 0

Service Supplied

Annual Vehicle Revenue Miles (VRM) 0
Annual Vehicle Revenue Hours (VRH) 0
Vehicles Operated in Maximum Service (VOMS) 0

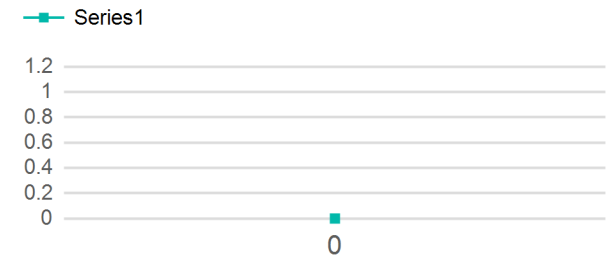
Operating Expenses per Vehicle Revenue Mile



Modal Characteristics

Mode	Annual Unlinked Passenger Trips	Directly Operated VOMS	Purchased Transportation VOMS	Annual Vehicle Revenue Miles	Annual Vehicle Revenue Hours
Total	0	0	0	0	0

Unlinked Passenger Trip per Vehicle Revenue Mile



Service Efficiency

Service Effectiveness

Mode	OE per VRM	OE per VRH	UPT per VRM	UPT per VRH	OE per UPT
Total	\$0.00	\$0.00	0.0	0.0	\$0.00

#Error #Error #Error #Error #Error

2022 Annual Agency Profile - Dynamic Dimensions, Inc. (NTD ID 80138)

2022 Funding Breakdown

Summary of Operating Expenses (OE)

Mode	Operating Expenses	Fare Revenues
Total	\$0	\$0
	\$0	\$0

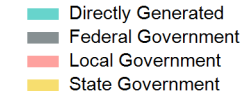
Sources of Operating Funds Expended

Directly Generated	\$0
Federal Government	\$11,270
Local Government	\$53,312
State Government	\$0
Total Operating Funds Expended	\$64,582

Operating Funding Sources



Capital Funding Sources



Sources of Capital Funds Expended

Directly Generated	\$0
Federal Government	\$0
Local Government	\$0
State Government	\$0
Total Capital Funds Expended	\$0

2022 Asset Management

Transit Asset Management (TAM) Tier Tier II

TAM Sponsor NTD ID

Metrics

2022 Performance Measure - Asset - 2023 Target (% not in State of Good Repair)

Mode	Average Fleet Age in Years
Equipment - Automobiles - 63%	0.0
Equipment - Trucks and other Rubber Tire Vehicles - 33%	
Facility - Administrative / Maintenance Facilities - 11%	
Facility - Passenger / Parking Facilities - 0%	
Rolling Stock - AO - Automobile - 48%	
Rolling Stock - BR - Over-the-road Bus - 15%	
Rolling Stock - BU - Bus - 31%	
Rolling Stock - CU - Cutaway - 32%	
Rolling Stock - MV - Minivan - 41%	
Rolling Stock - SV - Sports Utility Vehicle - 24%	
Rolling Stock - TR - Aerial Tramway - 42%	
Rolling Stock - VN - Van - 20%	