

# 2022 Annual Agency Profile - Urban Transportation District of Dawson County (NTD ID 80166)

**Mailing Address:** 511 E SLOCUM ST  
GLENDIVE, MT 59330-2700

**Website:** <http://www.dawsoncountytransit.com>

## Service Consumed

**Annual Unlinked Trips (UPT)** 16,326

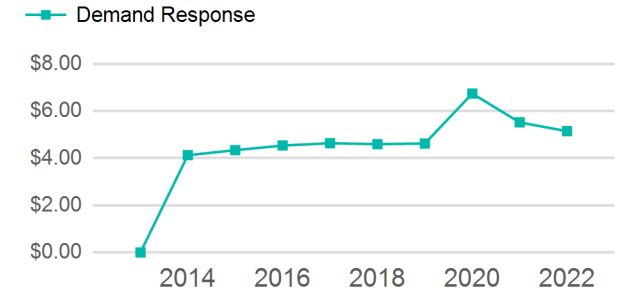
## Assets

**Revenue Vehicles** 6  
**Service Vehicles** 0  
**Facilities** 1

## Service Supplied

**Annual Vehicle Revenue Miles (VRM)** 57,851  
**Annual Vehicle Revenue Hours (VRH)** 7,057  
**Vehicles Operated in Maximum Service (VOMS)** 6

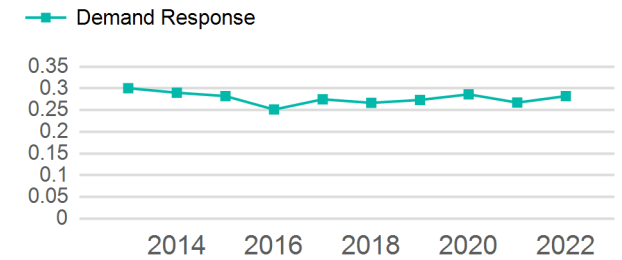
## Operating Expenses per Vehicle Revenue Mile



## Modal Characteristics

Mode	Annual Unlinked Passenger Trips	Directly Operated VOMS	Purchased Transportation VOMS	Annual Vehicle Revenue Miles	Annual Vehicle Revenue Hours
Demand Response	16,326	6	0	57,851	7,057
<b>Total</b>	<b>16,326</b>	<b>6</b>	<b>0</b>	<b>57,851</b>	<b>7,057</b>

## Unlinked Passenger Trip per Vehicle Revenue Mile



## Metrics

### Service Efficiency

### Service Effectiveness

Mode	OE per VRM	OE per VRH	UPT per VRM	UPT per VRH	OE per UPT
Demand Response	\$5.14	\$42.17	0.3	2.3	\$18.23
<b>Total</b>	<b>\$5.14</b>	<b>\$42.17</b>	<b>0.3</b>	<b>2.3</b>	<b>\$18.23</b>

# 2022 Annual Agency Profile - Urban Transportation District of Dawson County (NTD ID 80166)

## 2022 Funding Breakdown

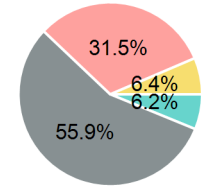
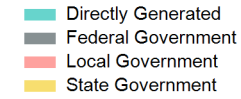
### Summary of Operating Expenses (OE)

Mode	Operating Expenses	Fare Revenues
Demand Response	\$297,618	\$18,315
<b>Total</b>	<b>\$297,618</b>	<b>\$18,315</b>

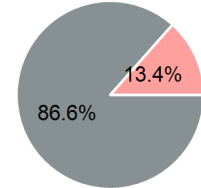
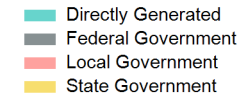
### Sources of Operating Funds Expended

Directly Generated	\$18,388
Federal Government	\$166,312
Local Government	\$93,809
State Government	\$19,109
<b>Total Operating Funds Expended</b>	<b>\$297,618</b>

### Operating Funding Sources



### Capital Funding Sources



### Sources of Capital Funds Expended

Directly Generated	\$0
Federal Government	\$32,892
Local Government	\$5,098
State Government	\$0
<b>Total Capital Funds Expended</b>	<b>\$37,990</b>

## 2022 Asset Management

Transit Asset Management (TAM) Tier Tier II

TAM Sponsor NTD ID 8R02

### Metrics

#### 2022 Performance Measure - Asset - 2023 Target (% not in State of Good Repair)

Equipment - Automobiles - 0%  
 Equipment - Trucks and other Rubber Tire Vehicles - 0%  
 Facility - Administrative / Maintenance Facilities - 0%  
 Facility - Passenger / Parking Facilities - 0%  
 Rolling Stock - AO - Automobile - 100%  
 Rolling Stock - BU - Bus - 4%  
 Rolling Stock - CU - Cutaway - 40%  
 Rolling Stock - MV - Minivan - 18%  
 Rolling Stock - SB - School Bus - 100%  
 Rolling Stock - SV - Sports Utility Vehicle - 100%  
 Rolling Stock - VN - Van - 35%

Mode	Average Fleet Age in Years
Demand Response	10.0