

2022 Annual Agency Profile - Toole County dba Northern Transit Interlocal (NTD ID 80169)

Mailing Address: 226 1ST ST S
SHELBY, MT 59474-1920

Website: <http://www.northern.rural-transit.com>

Service Consumed

Annual Unlinked Trips (UPT) 15,335

Service Supplied

Annual Vehicle Revenue Miles (VRM) 139,721

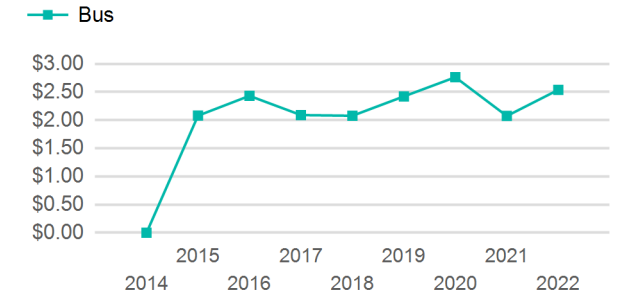
Annual Vehicle Revenue Hours (VRH) 3,786

Vehicles Operated in Maximum Service (VOMS) 7

Assets

Revenue Vehicles 7
Service Vehicles 0
Facilities 1

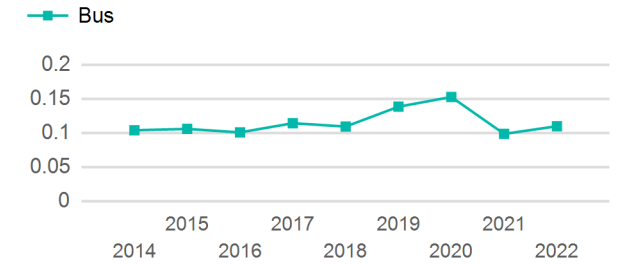
Operating Expenses per Vehicle Revenue Mile



Modal Characteristics

Mode	Annual Unlinked Passenger Trips	Directly Operated VOMS	Purchased Transportation VOMS	Annual Vehicle Revenue Miles	Annual Vehicle Revenue Hours
Bus	15,335	7	0	139,721	3,786
Total	15,335	7	0	139,721	3,786

Unlinked Passenger Trip per Vehicle Revenue Mile



Metrics

Service Efficiency

Service Effectiveness

Mode	OE per VRM	OE per VRH	UPT per VRM	UPT per VRH	OE per UPT
Bus	\$2.54	\$93.69	0.1	4.1	\$23.13
Total	\$2.54	\$93.69	0.1	4.1	\$23.13

2022 Annual Agency Profile - Toole County dba Northern Transit Interlocal (NTD ID 80169)

2022 Funding Breakdown

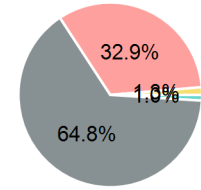
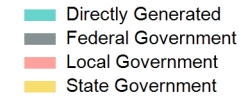
Summary of Operating Expenses (OE)

Mode	Operating Expenses	Fare Revenues
Bus	\$354,711	\$3,519
Total	\$354,711	\$3,519

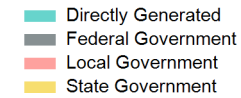
Sources of Operating Funds Expended

Directly Generated	\$3,519
Federal Government	\$229,698
Local Government	\$116,803
State Government	\$4,691
Total Operating Funds Expended	\$354,711

Operating Funding Sources



Capital Funding Sources



Sources of Capital Funds Expended

Directly Generated	\$0
Federal Government	\$0
Local Government	\$0
State Government	\$0
Total Capital Funds Expended	\$0

2022 Asset Management

Transit Asset Management (TAM) Tier Tier II TAM Sponsor NTD ID 8R02

Metrics

2022 Performance Measure - Asset - 2023 Target (% not in State of Good Repair)

Equipment - Automobiles - 0%	Mode	Average Fleet Age in Years
Equipment - Trucks and other Rubber Tire Vehicles - 0%	Bus	6.1
Facility - Administrative / Maintenance Facilities - 0%		
Facility - Passenger / Parking Facilities - 0%		
Rolling Stock - AO - Automobile - 100%		
Rolling Stock - BU - Bus - 4%		
Rolling Stock - CU - Cutaway - 40%		
Rolling Stock - MV - Minivan - 18%		
Rolling Stock - SB - School Bus - 100%		
Rolling Stock - SV - Sports Utility Vehicle - 100%		
Rolling Stock - VN - Van - 35%		