

2022 Annual Agency Profile - Mineral County Pioneer Council, Inc. (NTD ID 80173)

Mailing Address: 4211 Diamond Match Road, #6
Superior, MT 59872

Website: <http://co.mineral.mt.us>

Service Consumed

Annual Unlinked Trips (UPT) 1,791

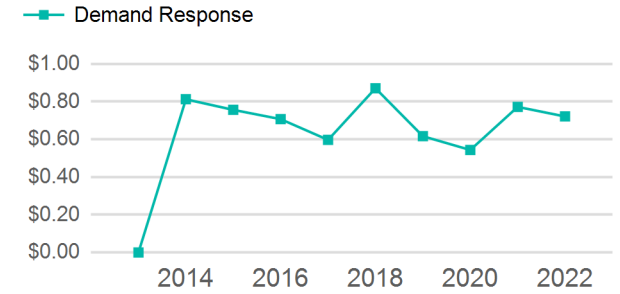
Assets

Revenue Vehicles 4
Service Vehicles 0
Facilities 0

Service Supplied

Annual Vehicle Revenue Miles (VRM) 17,447
Annual Vehicle Revenue Hours (VRH) 764
Vehicles Operated in Maximum Service (VOMS) 4

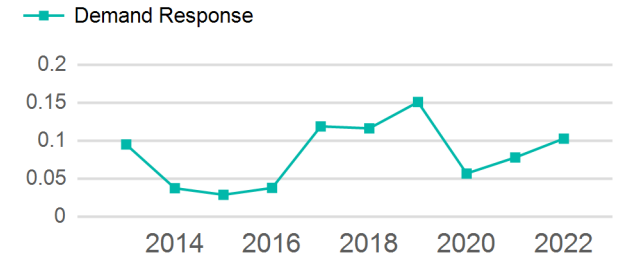
Operating Expenses per Vehicle Revenue Mile



Modal Characteristics

Mode	Annual Unlinked Passenger Trips	Directly Operated VOMS	Purchased Transportation VOMS	Annual Vehicle Revenue Miles	Annual Vehicle Revenue Hours
Demand Response	1,791	4	0	17,447	764
Total	1,791	4	0	17,447	764

Unlinked Passenger Trip per Vehicle Revenue Mile



Mode	Service Efficiency		Service Effectiveness		
	OE per VRM	OE per VRH	UPT per VRM	UPT per VRH	OE per UPT
Demand Response	\$0.72	\$16.47	0.1	2.3	\$7.02
Total	\$0.72	\$16.47	0.1	2.3	\$7.02

2022 Annual Agency Profile - Mineral County Pioneer Council, Inc. (NTD ID 80173)

2022 Funding Breakdown

Summary of Operating Expenses (OE)

Mode	Operating Expenses	Fare Revenues
Demand Response	\$12,581	\$3,860
Total	\$12,581	\$3,860

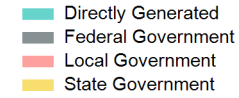
Sources of Operating Funds Expended

Directly Generated	\$3,860
Federal Government	\$3,704
Local Government	\$1,615
State Government	\$3,402
Total Operating Funds Expended	\$12,581

Operating Funding Sources



Capital Funding Sources



Sources of Capital Funds Expended

Directly Generated	\$0
Federal Government	\$0
Local Government	\$0
State Government	\$0
Total Capital Funds Expended	\$0

2022 Asset Management

Transit Asset Management (TAM) Tier Tier II **TAM Sponsor NTD ID** 8R02

Metrics

2022 Performance Measure - Asset - 2023 Target (% not in State of Good Repair)

Equipment - Automobiles - 0%
 Equipment - Trucks and other Rubber Tire Vehicles - 0%
 Facility - Administrative / Maintenance Facilities - 0%
 Facility - Passenger / Parking Facilities - 0%
 Rolling Stock - AO - Automobile - 100%
 Rolling Stock - BU - Bus - 4%
 Rolling Stock - CU - Cutaway - 40%
 Rolling Stock - MV - Minivan - 18%
 Rolling Stock - SB - School Bus - 100%
 Rolling Stock - SV - Sports Utility Vehicle - 100%
 Rolling Stock - VN - Van - 35%

Mode	Average Fleet Age in Years
Demand Response	5.0