

2022 Annual Agency Profile - Kidder-Emmons County Senior Services (NTD ID 80228)

Mailing Address: 202 1ST AVENUE NW
STEELE, ND 58482-7024

Website: <https://www.kiddertransit.com>

Service Consumed

Annual Unlinked Trips (UPT) 4,152

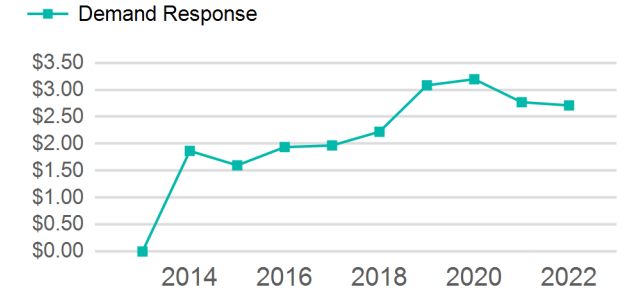
Assets

Revenue Vehicles 3
Service Vehicles 0
Facilities 0

Service Supplied

Annual Vehicle Revenue Miles (VRM) 46,404
Annual Vehicle Revenue Hours (VRH) 1,711
Vehicles Operated in Maximum Service (VOMS) 3

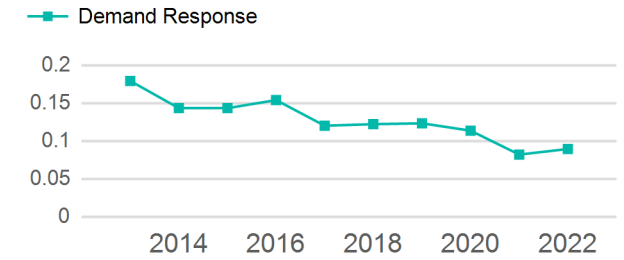
Operating Expenses per Vehicle Revenue Mile



Modal Characteristics

Mode	Annual Unlinked Passenger Trips	Directly Operated VOMS	Purchased Transportation VOMS	Annual Vehicle Revenue Miles	Annual Vehicle Revenue Hours
Demand Response	4,152	3	0	46,404	1,711
Total	4,152	3	0	46,404	1,711

Unlinked Passenger Trip per Vehicle Revenue Mile



Metrics

Mode	Service Efficiency		Service Effectiveness		
	OE per VRM	OE per VRH	UPT per VRM	UPT per VRH	OE per UPT
Demand Response	\$2.71	\$73.52	0.1	2.4	\$30.30
Total	\$2.71	\$73.52	0.1	2.4	\$30.30

2022 Annual Agency Profile - Kidder-Emmons County Senior Services (NTD ID 80228)

2022 Funding Breakdown

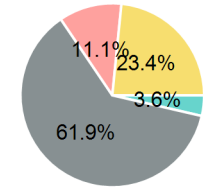
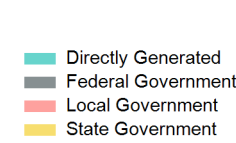
Summary of Operating Expenses (OE)

Mode	Operating Expenses	Fare Revenues
Demand Response	\$125,789	\$4,539
Total	\$125,789	\$4,539

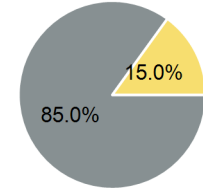
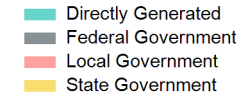
Sources of Operating Funds Expended

Directly Generated	\$4,539
Federal Government	\$77,870
Local Government	\$13,939
State Government	\$29,441
Total Operating Funds Expended	\$125,789

Operating Funding Sources



Capital Funding Sources



Sources of Capital Funds Expended

Directly Generated	\$0
Federal Government	\$70,340
Local Government	\$0
State Government	\$12,413
Total Capital Funds Expended	\$82,753

2022 Asset Management

Transit Asset Management (TAM) Tier	Tier II	TAM Sponsor NTD ID	8R03
--	---------	---------------------------	------

Metrics

2022 Performance Measure - Asset - 2023 Target (% not in State of Good Repair)

Equipment - Automobiles - 54%
Equipment - Trucks and other Rubber Tire Vehicles - 29%
Facility - Administrative / Maintenance Facilities - 0%
Rolling Stock - AO - Automobile - 0%
Rolling Stock - BU - Bus - 16%
Rolling Stock - CU - Cutaway - 20%
Rolling Stock - MV - Minivan - 20%
Rolling Stock - SV - Sports Utility Vehicle - 0%
Rolling Stock - VN - Van - 26%

Mode	Average Fleet Age in Years
Demand Response	2.0