

2022 Annual Agency Profile - Senior Resource Development Agency, Pueblo, Inc. dba SRDA (NTD ID 80267)

Mailing Address: 230 N UNION AVE
PUEBLO, CO 81003-4207

Website: <http://www.srda.org/90/transportation-services>

Geographic Coverage

Primary Urbanized/Rural Area Pueblo, CO
Service Area Population 110,841
Service Area Sq. Miles 2,386
Other Areas Served:
 Colorado Non-UZA

Assets

Revenue Vehicles 20
Service Vehicles 0
Facilities 0

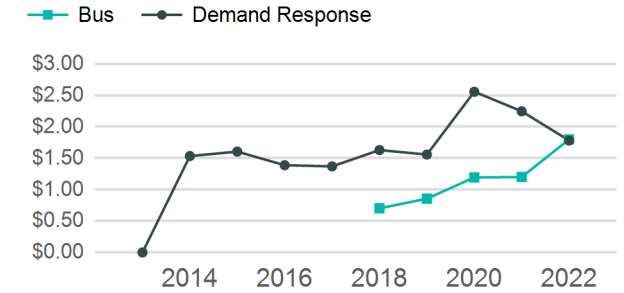
Service Consumed

Annual Unlinked Trips (UPT) 29,224

Service Supplied

Annual Vehicle Revenue Miles (VRM) 485,707
Annual Vehicle Revenue Hours (VRH) 21,879
Vehicles Operated in Maximum Service (VOMS) 12

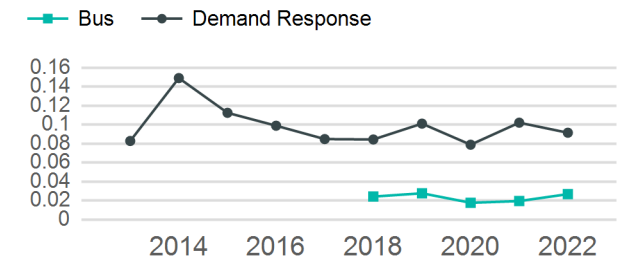
Operating Expenses per Vehicle Revenue Mile



Modal Characteristics

Mode	Annual Unlinked Passenger Trips	Directly Operated VOMS	Purchased Transportation VOMS	Annual Vehicle Revenue Miles	Annual Vehicle Revenue Hours
Demand Response	22,920	10	0	250,586	15,280
Bus	6,304	2	0	235,121	6,599
Total	29,224	12	0	485,707	21,879

Unlinked Passenger Trip per Vehicle Revenue Mile



Metrics

Service Efficiency

Service Effectiveness

Mode	OE per VRM	OE per VRH	UPT per VRM	UPT per VRH	OE per UPT
Demand Response	\$3.56	\$58.41	0.1	1.5	\$38.94
Bus	\$3.60	\$128.15	0.0	1.0	\$134.14
Total	\$3.58	\$79.45	0.1	1.3	\$59.48

2022 Annual Agency Profile - Senior Resource Development Agency, Pueblo, Inc. dba SRDA (NTD ID 80267)

2022 Funding Breakdown

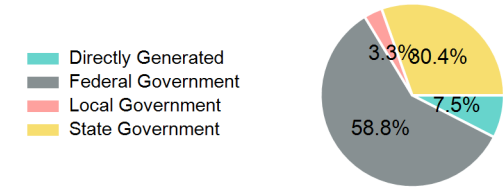
Summary of Operating Expenses (OE)

Mode	Operating Expenses	Fare Revenues
Demand Response	\$892,564	\$78,939
Bus	\$845,640	\$51,796
Total	\$1,738,204	\$130,735

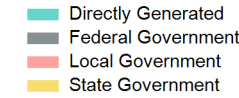
Sources of Operating Funds Expended

Directly Generated	\$130,735
Federal Government	\$1,022,020
Local Government	\$56,546
State Government	\$528,903
Total Operating Funds Expended	\$1,738,204

Operating Funding Sources



Capital Funding Sources



Sources of Capital Funds Expended

Directly Generated	\$0
Federal Government	\$0
Local Government	\$0
State Government	\$0
Total Capital Funds Expended	\$0

2022 Asset Management

Transit Asset Management (TAM) Tier: Tier II TAM Sponsor NTD ID: 8R01

Metrics

2022 Performance Measure - Asset - 2023 Target (% not in State of Good Repair)

Mode	Average Fleet Age in Years
Demand Response	5.6
Bus	4.0