

2022 Annual Agency Profile - Confederated Salish and Kootenai Tribes dba CSKT Transit (NTD ID 88134)

Mailing Address: 42487 COMPLEX BLVD
PABLO, MT 59855

Website: <http://www.cskt.org/>

Geographic Coverage

Primary Urbanized/Rural Area: Montana Non-UZA

Other Areas Served:

Assets

Revenue Vehicles: 21
Service Vehicles: 1
Facilities: 1

Service Consumed

Annual Unlinked Trips (UPT): 17,428

Service Supplied

Annual Vehicle Revenue Miles (VRM): 525,601
Annual Vehicle Revenue Hours (VRH): 20,550
Vehicles Operated in Maximum Service (VOMS): 18

Modal Characteristics

Mode	Annual Unlinked Passenger Trips	Directly Operated VOMS	Purchased Transportation VOMS	Annual Vehicle Revenue Miles	Annual Vehicle Revenue Hours
Commuter Bus	2,318	2	0	139,699	3,295
Demand Response	15,110	16	0	385,902	17,255
Total	17,428	18	0	525,601	20,550

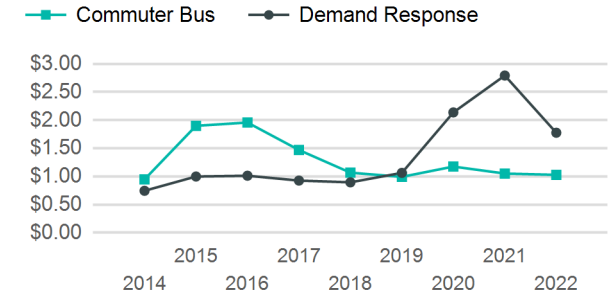
Metrics

Service Efficiency

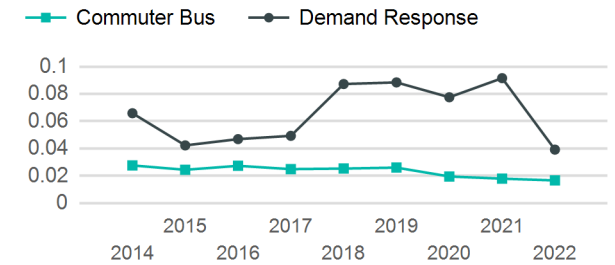
Service Effectiveness

Mode	OE per VRM	OE per VRH	UPT per VRM	UPT per VRH	OE per UPT
Commuter Bus	\$2.06	\$87.18	0.0	0.7	\$123.92
Demand Response	\$3.55	\$79.48	0.0	0.9	\$90.76
Total	\$3.16	\$80.71	0.0	0.8	\$95.17

Operating Expenses per Vehicle Revenue Mile



Unlinked Passenger Trip per Vehicle Revenue Mile



2022 Annual Agency Profile - Confederated Salish and Kootenai Tribes dba CSKT Transit (NTD ID 88134)

2022 Funding Breakdown

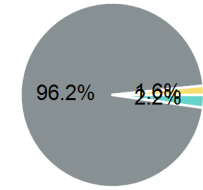
Summary of Operating Expenses (OE)

Mode	Operating Expenses	Fare Revenues
Commuter Bus	\$287,256	\$26,010
Demand Response	\$1,371,366	\$11,141
Total	\$1,658,622	\$37,151

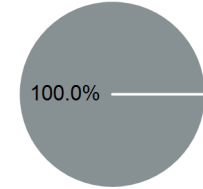
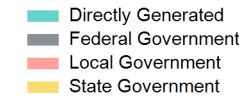
Sources of Operating Funds Expended

Directly Generated	\$37,151
Federal Government	\$1,594,982
Local Government	\$0
State Government	\$26,489
Total Operating Funds Expended	\$1,658,622

Operating Funding Sources



Capital Funding Sources



Sources of Capital Funds Expended

Directly Generated	\$0
Federal Government	\$483,092
Local Government	\$0
State Government	\$0
Total Capital Funds Expended	\$483,092

2022 Asset Management

Transit Asset Management (TAM) Tier: Tier II TAM Sponsor NTD ID: 8R02

Metrics

2022 Performance Measure - Asset - 2023 Target (% not in State of Good Repair)

Mode	Average Fleet Age in Years
Commuter Bus	4.0
Demand Response	3.3