

# 2022 Annual Agency Profile - Turtle Mountain Band of Chippewa Indian (NTD ID 88146)

Mailing Address: P.O. Box 900  
Belcourt, ND 58316

Website:

## Geographic Coverage

Primary Urbanized/Rural Area: North Dakota Non-UZA  
Other Areas Served:

## Assets

Revenue Vehicles: 4  
Service Vehicles: 0  
Facilities: 0

## Service Consumed

Annual Unlinked Trips (UPT): 1,859

## Service Supplied

Annual Vehicle Revenue Miles (VRM): 44,908  
Annual Vehicle Revenue Hours (VRH): 5,826  
Vehicles Operated in Maximum Service (VOMS): 4

## Modal Characteristics

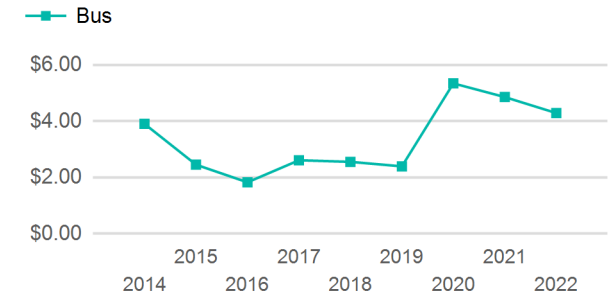
Mode	Annual Unlinked Passenger Trips	Directly Operated VOMS	Purchased Transportation VOMS	Annual Vehicle Revenue Miles	Annual Vehicle Revenue Hours
Bus	1,859	4	0	44,908	5,826
<b>Total</b>	<b>1,859</b>	<b>4</b>	<b>0</b>	<b>44,908</b>	<b>5,826</b>

## Service Efficiency

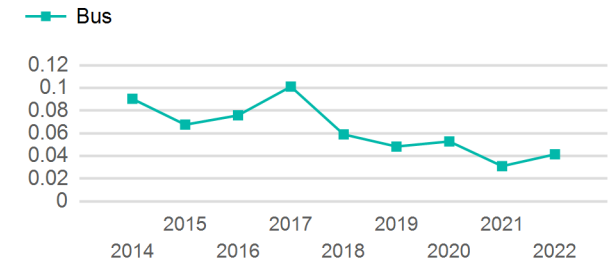
## Service Effectiveness

Mode	OE per VRM	OE per VRH	UPT per VRM	UPT per VRH	OE per UPT
Bus	\$4.29	\$33.05	0.0	0.3	\$103.58
<b>Total</b>	<b>\$4.29</b>	<b>\$33.05</b>	<b>0.0</b>	<b>0.3</b>	<b>\$103.58</b>

## Operating Expenses per Vehicle Revenue Mile



## Unlinked Passenger Trip per Vehicle Revenue Mile



# 2022 Annual Agency Profile - Turtle Mountain Band of Chippewa Indian (NTD ID 88146)

## 2022 Funding Breakdown

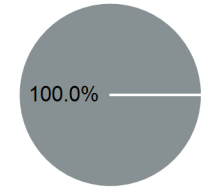
### Summary of Operating Expenses (OE)

Mode	Operating Expenses	Fare Revenues
Bus	\$192,548	\$0
<b>Total</b>	<b>\$192,548</b>	<b>\$0</b>

### Sources of Operating Funds Expended

Directly Generated	\$0
Federal Government	\$192,548
Local Government	\$0
State Government	\$0
<b>Total Operating Funds Expended</b>	<b>\$192,548</b>

### Operating Funding Sources



### Capital Funding Sources



### Sources of Capital Funds Expended

Directly Generated	\$0
Federal Government	\$0
Local Government	\$0
State Government	\$0
<b>Total Capital Funds Expended</b>	<b>\$0</b>

## 2022 Asset Management

Transit Asset Management (TAM) Tier: Tier II TAM Sponsor NTD ID: 8R03

### Metrics

2022 Performance Measure - Asset - 2023 Target (% not in State of Good Repair)

Mode	Average Fleet Age in Years
Bus	14.5