

# 2022 Annual Agency Profile - Chippewa Cree Tribe (NTD ID 88164)

Mailing Address: 96 CLINIC RD N  
BOX ELDER, MT 59521-8849

Website: <http://www.rockyboy.org/>

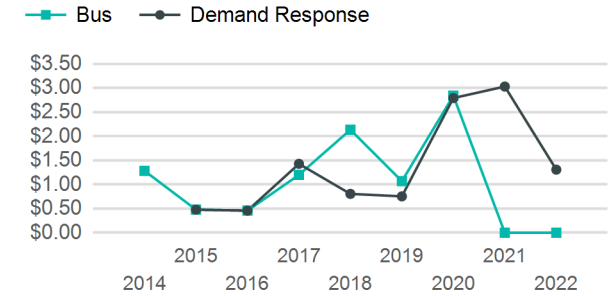
## Geographic Coverage

Primary Urbanized/Rural Area: Montana Non-UZA  
Other Areas Served:

## Service Consumed

Annual Unlinked Trips (UPT): 14,762

## Operating Expenses per Vehicle Revenue Mile



## Assets

Revenue Vehicles: 9  
Service Vehicles: 0  
Facilities: 0

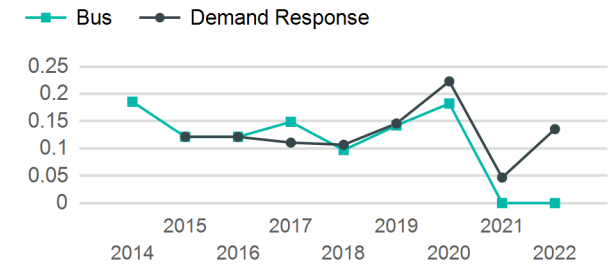
## Service Supplied

Annual Vehicle Revenue Miles (VRM): 108,919  
Annual Vehicle Revenue Hours (VRH): 1,912  
Vehicles Operated in Maximum Service (VOMS): 4

## Modal Characteristics

Mode	Annual Unlinked Passenger Trips	Directly Operated VOMS	Purchased Transportation VOMS	Annual Vehicle Revenue Miles	Annual Vehicle Revenue Hours
Demand Response	14,762	4	0	108,919	1,912
Bus	0	0	0	0	0
<b>Total</b>	<b>14,762</b>	<b>4</b>	<b>0</b>	<b>108,919</b>	<b>1,912</b>

## Unlinked Passenger Trip per Vehicle Revenue Mile



Mode	Service Efficiency		Service Effectiveness		
	OE per VRM	OE per VRH	UPT per VRM	UPT per VRH	OE per UPT
Demand Response	\$2.62	\$149.00	0.1	7.7	\$19.30
Bus	\$0.00	\$0.00	0.0	0.0	\$0.00
<b>Total</b>	<b>\$2.62</b>	<b>\$149.00</b>	<b>0.1</b>	<b>7.7</b>	<b>\$19.30</b>

# 2022 Annual Agency Profile - Chippewa Cree Tribe (NTD ID 88164)

## 2022 Funding Breakdown

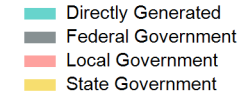
### Summary of Operating Expenses (OE)

Mode	Operating Expenses	Fare Revenues
Demand Response	\$284,882	\$0
Bus	\$0	\$0
<b>Total</b>	<b>\$284,882</b>	<b>\$0</b>

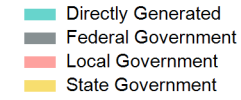
### Sources of Operating Funds Expended

Directly Generated	\$0
Federal Government	\$284,882
Local Government	\$0
State Government	\$0
<b>Total Operating Funds Expended</b>	<b>\$284,882</b>

### Operating Funding Sources



### Capital Funding Sources



### Sources of Capital Funds Expended

Directly Generated	\$0
Federal Government	\$110,597
Local Government	\$6,263
State Government	\$0
<b>Total Capital Funds Expended</b>	<b>\$116,860</b>

## 2022 Asset Management

Transit Asset Management (TAM) Tier: Tier II      TAM Sponsor NTD ID: 8R02

### Metrics

2022 Performance Measure - Asset - 2023 Target (% not in State of Good Repair)

Mode	Average Fleet Age in Years
Demand Response	4.0
Bus	4.0