

# 2022 Annual Agency Profile - Rosebud Sioux Tribe (NTD ID 88182)

**Mailing Address:** 11 LEGION AVE  
ROSEBUD, SD 57570-8500

**Website:**

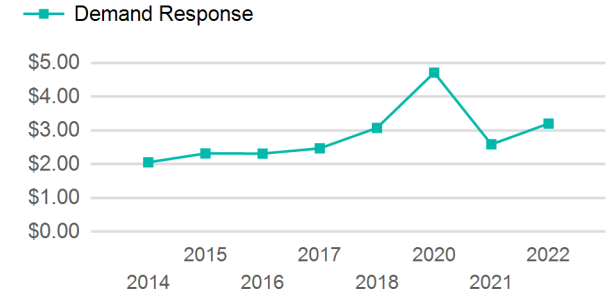
## Geographic Coverage

**Primary Urbanized/Rural Area** South Dakota Non-UZA  
**Other Areas Served:**

## Service Consumed

**Annual Unlinked Trips (UPT)** 54,019

## Operating Expenses per Vehicle Revenue Mile



## Assets

**Revenue Vehicles** 14  
**Service Vehicles** 0  
**Facilities** 1

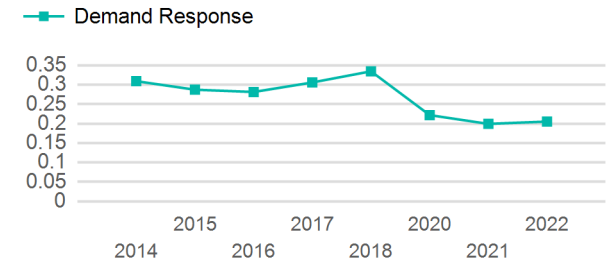
## Service Supplied

**Annual Vehicle Revenue Miles (VRM)** 263,225  
**Annual Vehicle Revenue Hours (VRH)** 23,461  
**Vehicles Operated in Maximum Service (VOMS)** 9

## Modal Characteristics

Mode	Annual Unlinked Passenger Trips	Directly Operated VOMS	Purchased Transportation VOMS	Annual Vehicle Revenue Miles	Annual Vehicle Revenue Hours
Demand Response	54,019	9	0	263,225	23,461
<b>Total</b>	<b>54,019</b>	<b>9</b>	<b>0</b>	<b>263,225</b>	<b>23,461</b>

## Unlinked Passenger Trip per Vehicle Revenue Mile



## Metrics

### Service Efficiency

### Service Effectiveness

Mode	OE per VRM	OE per VRH	UPT per VRM	UPT per VRH	OE per UPT
Demand Response	\$3.20	\$35.94	0.2	2.3	\$15.61
<b>Total</b>	<b>\$3.20</b>	<b>\$35.94</b>	<b>0.2</b>	<b>2.3</b>	<b>\$15.61</b>

# 2022 Annual Agency Profile - Rosebud Sioux Tribe (NTD ID 88182)

## 2022 Funding Breakdown

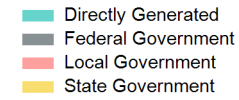
### Summary of Operating Expenses (OE)

Mode	Operating Expenses	Fare Revenues
Demand Response	\$843,106	\$105,384
<b>Total</b>	<b>\$843,106</b>	<b>\$105,384</b>

### Sources of Operating Funds Expended

Directly Generated	\$105,384
Federal Government	\$737,722
Local Government	\$0
State Government	\$0
<b>Total Operating Funds Expended</b>	<b>\$843,106</b>

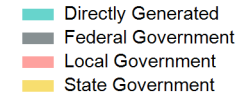
### Operating Funding Sources



### Capital Funding Sources

### Sources of Capital Funds Expended

Directly Generated	\$0
Federal Government	\$0
Local Government	\$0
State Government	\$0
<b>Total Capital Funds Expended</b>	<b>\$0</b>



## 2022 Asset Management

Transit Asset Management (TAM) Tier: Tier II TAM Sponsor NTD ID: 8R04

### Metrics

2022 Performance Measure - Asset - 2023 Target (% not in State of Good Repair)

Mode	Average Fleet Age in Years
Demand Response	5.8