

2022 Annual Agency Profile - Powell Senior Citizens Ago-Go, Inc. (NTD ID 88219)

Mailing Address: 248 N Gilbert St
Powell, WY 82435

Website: <https://211wyoming.communityos.org/zf/profile/agency/id/466890>

Service Consumed

Annual Unlinked Trips (UPT) 5,595

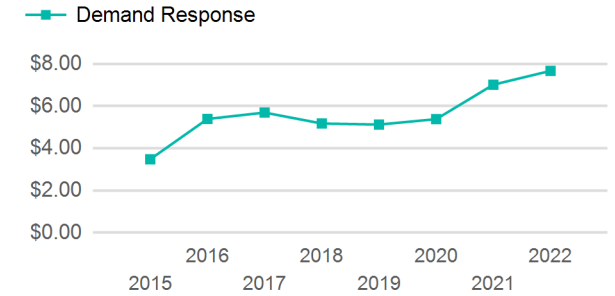
Service Supplied

Annual Vehicle Revenue Miles (VRM) 16,682

Annual Vehicle Revenue Hours (VRH) 1,814

Vehicles Operated in Maximum Service (VOMS) 3

Operating Expenses per Vehicle Revenue Mile



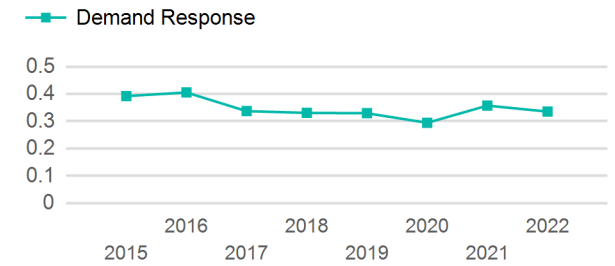
Assets

Revenue Vehicles 4
Service Vehicles 1
Facilities 0

Modal Characteristics

Mode	Annual Unlinked Passenger Trips	Directly Operated VOMS	Purchased Transportation VOMS	Annual Vehicle Revenue Miles	Annual Vehicle Revenue Hours
Demand Response	5,595	3	0	16,682	1,814
Total	5,595	3	0	16,682	1,814

Unlinked Passenger Trip per Vehicle Revenue Mile



Mode	Service Efficiency		Service Effectiveness		
	OE per VRM	OE per VRH	UPT per VRM	UPT per VRH	OE per UPT
Demand Response	\$7.67	\$70.53	0.3	3.1	\$22.87
Total	\$7.67	\$70.53	0.3	3.1	\$22.87

2022 Annual Agency Profile - Powell Senior Citizens Ago-Go, Inc. (NTD ID 88219)

2022 Funding Breakdown

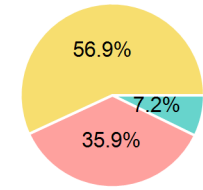
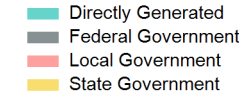
Summary of Operating Expenses (OE)

Mode	Operating Expenses	Fare Revenues
Demand Response	\$127,949	\$9,221
Total	\$127,949	\$9,221

Sources of Operating Funds Expended

Directly Generated	\$9,221
Federal Government	\$0
Local Government	\$45,934
State Government	\$72,794
Total Operating Funds Expended	\$127,949

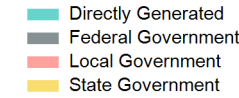
Operating Funding Sources



Capital Funding Sources

Sources of Capital Funds Expended

Directly Generated	\$0
Federal Government	\$0
Local Government	\$0
State Government	\$0
Total Capital Funds Expended	\$0



2022 Asset Management

Transit Asset Management (TAM) Tier	Tier II	TAM Sponsor NTD ID	8R05
--	---------	---------------------------	------

Metrics

2022 Performance Measure - Asset - 2023 Target (% not in State of Good Repair)

Equipment - Trucks and other Rubber Tire Vehicles - 67%
 Facility - Administrative / Maintenance Facilities - 0%
 Rolling Stock - AO - Automobile - 67%
 Rolling Stock - BU - Bus - 43%
 Rolling Stock - CU - Cutaway - 42%
 Rolling Stock - MV - Minivan - 42%
 Rolling Stock - SV - Sports Utility Vehicle - 50%
 Rolling Stock - VN - Van - 34%

Mode	Average Fleet Age in Years
Demand Response	11.5