

2022 Annual Agency Profile - Navajo Nation (NTD ID 90005)

Mailing Address: FORT DEFIANCE INDUSTRIAL PARK
FORT DEFIANCE, AZ 86504-0000

Website: <http://www.navajotransit.com/>

Geographic Coverage

Primary Urbanized/Rural Area Arizona Non-UZA
Other Areas Served: Utah Non-UZA, New Mexico Non-UZA

Assets

Revenue Vehicles 60
Service Vehicles 2
Facilities 1

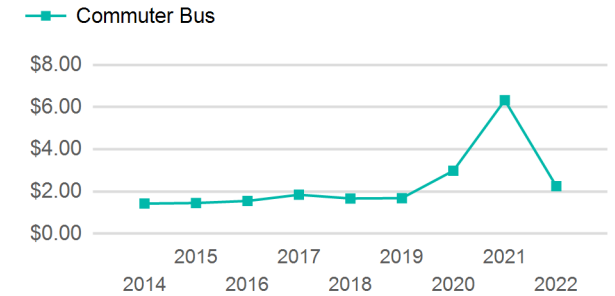
Service Consumed

Annual Unlinked Trips (UPT) 44,275

Service Supplied

Annual Vehicle Revenue Miles (VRM) 452,069
Annual Vehicle Revenue Hours (VRH) 12,992
Vehicles Operated in Maximum Service (VOMS) 18

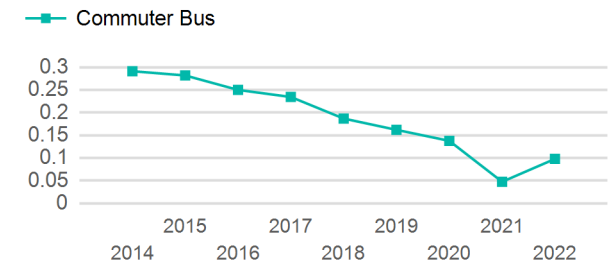
Operating Expenses per Vehicle Revenue Mile



Modal Characteristics

Mode	Annual Unlinked Passenger Trips	Directly Operated VOMS	Purchased Transportation VOMS	Annual Vehicle Revenue Miles	Annual Vehicle Revenue Hours
Commuter Bus	44,275	18	0	452,069	12,992
Total	44,275	18	0	452,069	12,992

Unlinked Passenger Trip per Vehicle Revenue Mile



Metrics

Service Efficiency

Service Effectiveness

Mode	OE per VRM	OE per VRH	UPT per VRM	UPT per VRH	OE per UPT
Commuter Bus	\$4.51	\$156.92	0.1	3.4	\$46.05
Total	\$4.51	\$156.92	0.1	3.4	\$46.05

2022 Annual Agency Profile - Navajo Nation (NTD ID 90005)

2022 Funding Breakdown

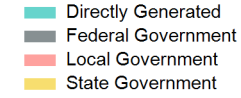
Summary of Operating Expenses (OE)

Mode	Operating Expenses	Fare Revenues
Commuter Bus	\$2,038,732	\$0
Total	\$2,038,732	\$0

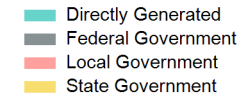
Sources of Operating Funds Expended

Directly Generated	\$0
Federal Government	\$1,967,294
Local Government	\$71,438
State Government	\$0
Total Operating Funds Expended	\$2,038,732

Operating Funding Sources



Capital Funding Sources



Sources of Capital Funds Expended

Directly Generated	\$0
Federal Government	\$359,237
Local Government	\$2,000
State Government	\$0
Total Capital Funds Expended	\$361,237

2022 Asset Management

Transit Asset Management (TAM) Tier	Tier II	TAM Sponsor NTD ID	9R01
--------------------------------------------	---------	---------------------------	------

Metrics

2022 Performance Measure - Asset - 2023 Target
(% not in State of Good Repair)

Mode	Average Fleet Age in Years
Commuter Bus	3.0