

2022 Annual Agency Profile - City of Agoura Hills (NTD ID 90246)

Mailing Address: 30001 LADYFACE CT
AGOURA HILLS, CA 91301-2583

Website: <https://www.agourahillscity.org/our-city/residents/transportation-services/alternative-transportation>

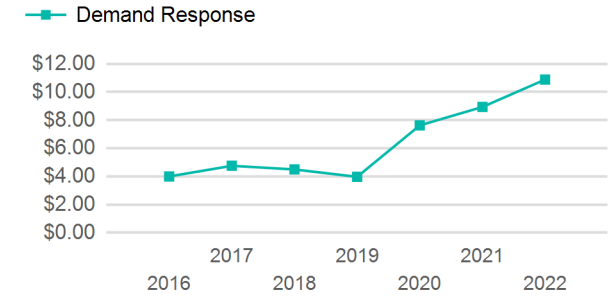
Geographic Coverage

Primary Urbanized/Rural Area Los Angeles--Long Beach--Anaheim, CA
Service Area Population 20,330
Service Area Sq. Miles 8
Other Areas Served:

Service Consumed

Annual Unlinked Trips (UPT) 2,915

Operating Expenses per Vehicle Revenue Mile



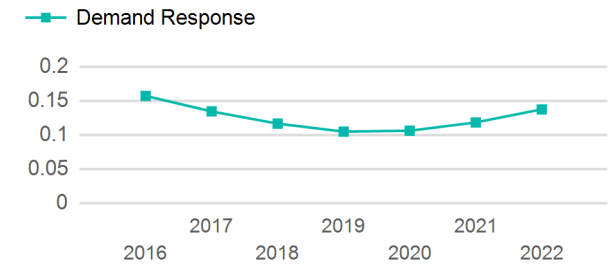
Assets

Revenue Vehicles 2
Service Vehicles 0
Facilities 0

Service Supplied

Annual Vehicle Revenue Miles (VRM) 21,208
Annual Vehicle Revenue Hours (VRH) 1,329
Vehicles Operated in Maximum Service (VOMS) 3

Unlinked Passenger Trip per Vehicle Revenue Mile



Modal Characteristics

Mode	Annual Unlinked Passenger Trips	Directly Operated VOMS	Purchased Transportation VOMS	Annual Vehicle Revenue Miles	Annual Vehicle Revenue Hours
Demand Response	2,915	0	3	21,208	1,329
Total	2,915	0	3	21,208	1,329

Metrics

Service Efficiency

Service Effectiveness

Mode	OE per VRM	OE per VRH	UPT per VRM	UPT per VRH	OE per UPT
Demand Response	\$10.88	\$173.68	0.1	2.2	\$79.19
Total	\$10.88	\$173.68	0.1	2.2	\$79.19

2022 Annual Agency Profile - City of Agoura Hills (NTD ID 90246)

2022 Funding Breakdown

Summary of Operating Expenses (OE)

Mode	Operating Expenses	Fare Revenues
Demand Response	\$230,827	\$0
Total	\$230,827	\$0

Sources of Operating Funds Expended

Directly Generated	\$0
Federal Government	\$0
Local Government	\$250,703
State Government	\$0
Total Operating Funds Expended	\$250,703

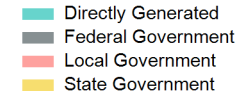
Operating Funding Sources



Capital Funding Sources

Sources of Capital Funds Expended

Directly Generated	\$0
Federal Government	\$0
Local Government	\$0
State Government	\$0
Total Capital Funds Expended	\$0



2022 Asset Management

Transit Asset Management (TAM) Tier Tier II

TAM Sponsor NTD ID

Metrics

2022 Performance Measure - Asset - 2023 Target
(% not in State of Good Repair)

Mode	Average Fleet Age in Years
Demand Response	5.5