

2022 Annual Agency Profile - Los Angeles County Dept. of Public Works - Athens Shuttle Service (NTD ID 90269)

Mailing Address: 900 South Fremont Avenue
Alhambra, CA 91802

Website: <http://www.lagobus.info>

Geographic Coverage

Primary Urbanized/Rural Area Los Angeles--Long Beach--Anaheim, CA
Service Area Population 23,159
Service Area Sq. Miles 25
Other Areas Served:

Service Consumed

Annual Unlinked Trips (UPT) 24,491

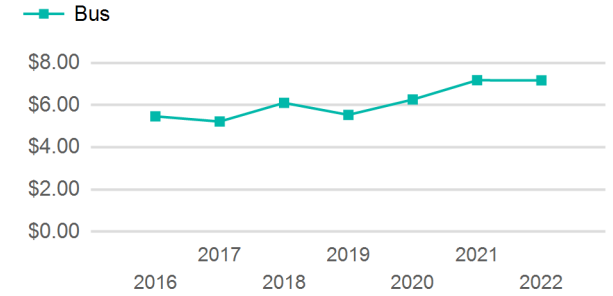
Assets

Revenue Vehicles 1
Service Vehicles 0
Facilities 0

Service Supplied

Annual Vehicle Revenue Miles (VRM) 36,721
Annual Vehicle Revenue Hours (VRH) 3,288
Vehicles Operated in Maximum Service (VOMS) 1

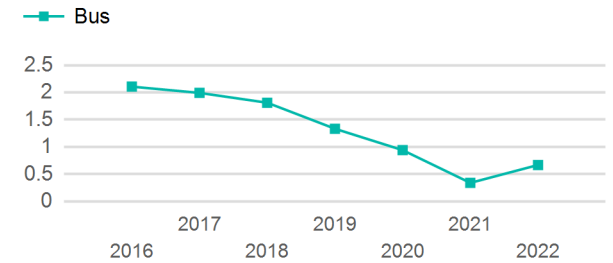
Operating Expenses per Vehicle Revenue Mile



Modal Characteristics

Mode	Annual Unlinked Passenger Trips	Directly Operated VOMS	Purchased Transportation VOMS	Annual Vehicle Revenue Miles	Annual Vehicle Revenue Hours
Bus	24,491	0	1	36,721	3,288
Total	24,491	0	1	36,721	3,288

Unlinked Passenger Trip per Vehicle Revenue Mile



Metrics

Service Efficiency

Service Effectiveness

Mode	OE per VRM	OE per VRH	UPT per VRM	UPT per VRH	OE per UPT
Bus	\$7.17	\$80.05	0.7	7.4	\$10.75
Total	\$7.17	\$80.05	0.7	7.4	\$10.75

2022 Annual Agency Profile - Los Angeles County Dept. of Public Works - Athens Shuttle Service (NTD ID 90269)

2022 Funding Breakdown

Summary of Operating Expenses (OE)

Mode	Operating Expenses	Fare Revenues
Bus	\$263,215	\$5,176
Total	\$263,215	\$5,176

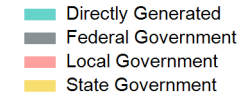
Sources of Operating Funds Expended

Directly Generated	\$5,176
Federal Government	\$0
Local Government	\$284,779
State Government	\$0
Total Operating Funds Expended	\$289,955

Operating Funding Sources



Capital Funding Sources



Sources of Capital Funds Expended

Directly Generated	\$0
Federal Government	\$375,100
Local Government	\$176,600
State Government	\$0
Total Capital Funds Expended	\$551,700

2022 Asset Management

Transit Asset Management (TAM) Tier Tier II

TAM Sponsor NTD ID A0003

Metrics

2022 Performance Measure - Asset - 2023 Target
(% not in State of Good Repair)

Mode	Average Fleet Age in Years
Bus	0.0