

# 2022 Annual Agency Profile - Los Angeles County Department of Public Works - Avocado Heights (NTD ID 90270)

**Mailing Address:** 900 S Fremont Ave  
Alhambra, CA 91803

**Website:** <https://www.dpw.lacounty.gov/landing/transportation.cfm>

## Geographic Coverage

**Primary Urbanized/Rural Area** Los Angeles--Long Beach--Anaheim, CA  
**Service Area Population** 15,500  
**Service Area Sq. Miles** 9  
**Other Areas Served:**

## Service Consumed

**Annual Unlinked Trips (UPT)** 20,531

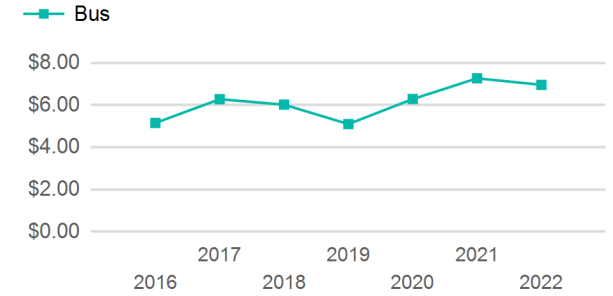
## Assets

**Revenue Vehicles** 4  
**Service Vehicles** 0  
**Facilities** 0

## Service Supplied

**Annual Vehicle Revenue Miles (VRM)** 39,129  
**Annual Vehicle Revenue Hours (VRH)** 3,692  
**Vehicles Operated in Maximum Service (VOMS)** 1

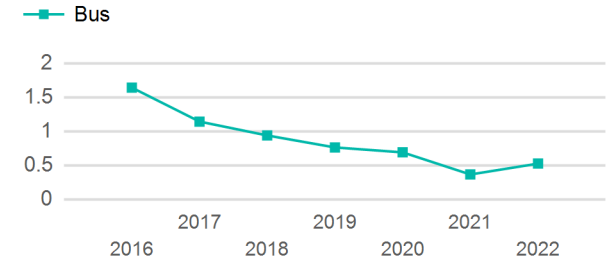
## Operating Expenses per Vehicle Revenue Mile



## Modal Characteristics

Mode	Annual Unlinked Passenger Trips	Directly Operated VOMS	Purchased Transportation VOMS	Annual Vehicle Revenue Miles	Annual Vehicle Revenue Hours
Bus	20,531	0	1	39,129	3,692
<b>Total</b>	<b>20,531</b>	<b>0</b>	<b>1</b>	<b>39,129</b>	<b>3,692</b>

## Unlinked Passenger Trip per Vehicle Revenue Mile



## Metrics

### Service Efficiency

### Service Effectiveness

Mode	OE per VRM	OE per VRH	UPT per VRM	UPT per VRH	OE per UPT
Bus	\$6.96	\$73.78	0.5	5.6	\$13.27
<b>Total</b>	<b>\$6.96</b>	<b>\$73.78</b>	<b>0.5</b>	<b>5.6</b>	<b>\$13.27</b>

# 2022 Annual Agency Profile - Los Angeles County Department of Public Works - Avocado Heights (NTD ID 90270)

## 2022 Funding Breakdown

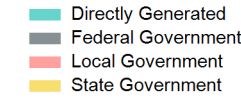
### Summary of Operating Expenses (OE)

Mode	Operating Expenses	Fare Revenues
Bus	\$272,387	\$4,249
<b>Total</b>	<b>\$272,387</b>	<b>\$4,249</b>

### Sources of Operating Funds Expended

Directly Generated	\$4,249
Federal Government	\$0
Local Government	\$294,878
State Government	\$0
<b>Total Operating Funds Expended</b>	<b>\$299,127</b>

### Operating Funding Sources



### Capital Funding Sources



### Sources of Capital Funds Expended

Directly Generated	\$0
Federal Government	\$0
Local Government	\$0
State Government	\$0
<b>Total Capital Funds Expended</b>	<b>\$0</b>

## 2022 Asset Management

Transit Asset Management (TAM) Tier

Tier II

TAM Sponsor NTD ID

A0003

### Metrics

2022 Performance Measure - Asset - 2023 Target  
(% not in State of Good Repair)

Mode

Average Fleet Age in Years

Bus

1.0