

2022 Annual Agency Profile - Los Angeles County Department of Public Works - East L.A. (NTD ID 90271)

Mailing Address: 900 S FREMONT AVE
ALHAMBRA, CA 91803-1331

Website: <http://www.lagobus.org>

Geographic Coverage

Los Angeles--Long Beach--
Anaheim, CA
Primary Urbanized/Rural Area
Service Area Population 126,496
Service Area Sq. Miles 8
Other Areas Served:

Assets

Revenue Vehicles 22
Service Vehicles 0
Facilities 0

Service Consumed

Annual Unlinked Trips (UPT) 360,273

Service Supplied

Annual Vehicle Revenue Miles (VRM) 259,489
Annual Vehicle Revenue Hours (VRH) 31,646
Vehicles Operated in Maximum Service (VOMS) 16

Modal Characteristics

Mode	Annual Unlinked Passenger Trips	Directly Operated VOMS	Purchased Transportation VOMS	Annual Vehicle Revenue Miles	Annual Vehicle Revenue Hours
Demand Response	5,861	0	7	32,646	3,715
Bus	354,412	0	9	226,843	27,931
Total	360,273	0	16	259,489	31,646

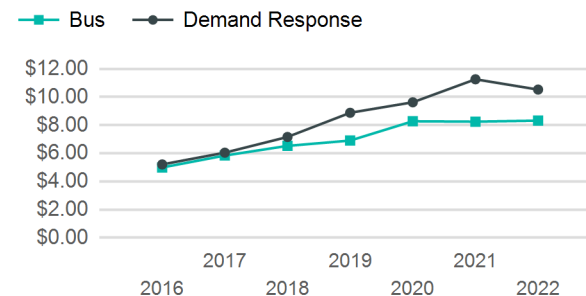
Metrics

Service Efficiency

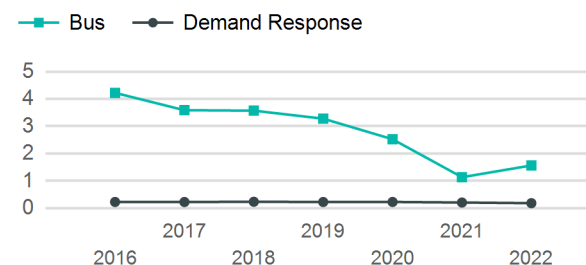
Service Effectiveness

Mode	OE per VRM	OE per VRH	UPT per VRM	UPT per VRH	OE per UPT
Demand Response	\$10.53	\$92.53	0.2	1.6	\$58.65
Bus	\$8.32	\$67.60	1.6	12.7	\$5.33
Total	\$8.60	\$70.52	1.4	11.4	\$6.19

Operating Expenses per Vehicle Revenue Mile



Unlinked Passenger Trip per Vehicle Revenue Mile



2022 Annual Agency Profile - Los Angeles County Department of Public Works - East L.A. (NTD ID 90271)

2022 Funding Breakdown

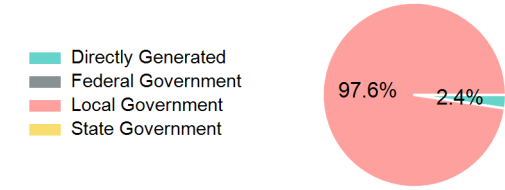
Summary of Operating Expenses (OE)

Mode	Operating Expenses	Fare Revenues
Demand Response	\$343,737	\$2,404
Bus	\$1,888,039	\$51,971
Total	\$2,231,776	\$54,375

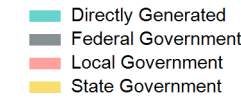
Sources of Operating Funds Expended

Directly Generated	\$54,375
Federal Government	\$0
Local Government	\$2,246,797
State Government	\$0
Total Operating Funds Expended	\$2,301,172

Operating Funding Sources



Capital Funding Sources



Sources of Capital Funds Expended

Directly Generated	\$0
Federal Government	\$0
Local Government	\$0
State Government	\$0
Total Capital Funds Expended	\$0

2022 Asset Management

Transit Asset Management (TAM) Tier: Tier II TAM Sponsor NTD ID: A0003

Metrics

2022 Performance Measure - Asset - 2023 Target (% not in State of Good Repair)

Mode	Average Fleet Age in Years
Demand Response	4.7
Bus	8.6