

# 2022 Annual Agency Profile - Los Angeles County Department of Public Works - East Valinda (NTD ID 90272)

**Mailing Address:** 900 S Fremont Ave  
Alhambra, CA 91803

**Website:** <https://www.dpw.lacounty.gov/landing/transportation.cfm>

## Geographic Coverage

<b>Primary Urbanized/Rural Area</b>	Los Angeles--Long Beach--Anaheim, CA
<b>Service Area Population</b>	22,822
<b>Service Area Sq. Miles</b>	15
<b>Other Areas Served:</b>	

## Service Consumed

**Annual Unlinked Trips (UPT)** 25,891

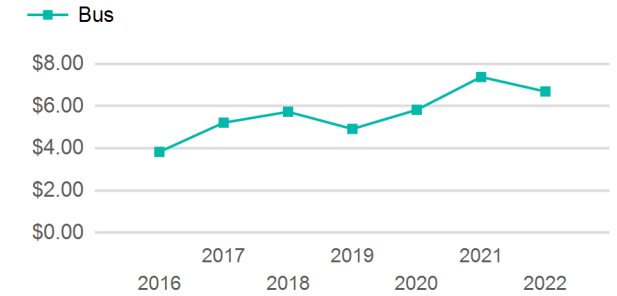
## Assets

<b>Revenue Vehicles</b>	4
<b>Service Vehicles</b>	0
<b>Facilities</b>	0

## Service Supplied

<b>Annual Vehicle Revenue Miles (VRM)</b>	44,279
<b>Annual Vehicle Revenue Hours (VRH)</b>	3,997
<b>Vehicles Operated in Maximum Service (VOMS)</b>	1

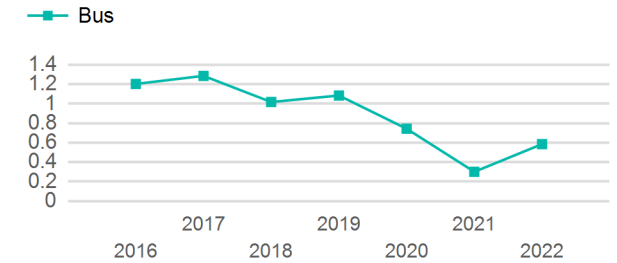
**Operating Expenses per Vehicle Revenue Mile**



## Modal Characteristics

Mode	Annual Unlinked Passenger Trips	Directly Operated VOMS	Purchased Transportation VOMS	Annual Vehicle Revenue Miles	Annual Vehicle Revenue Hours
Bus	25,891	0	1	44,279	3,997
<b>Total</b>	<b>25,891</b>	<b>0</b>	<b>1</b>	<b>44,279</b>	<b>3,997</b>

**Unlinked Passenger Trip per Vehicle Revenue Mile**



## Metrics

### Service Efficiency

### Service Effectiveness

Mode	OE per VRM	OE per VRH	UPT per VRM	UPT per VRH	OE per UPT
Bus	\$6.69	\$74.11	0.6	6.5	\$11.44
<b>Total</b>	<b>\$6.69</b>	<b>\$74.11</b>	<b>0.6</b>	<b>6.5</b>	<b>\$11.44</b>

# 2022 Annual Agency Profile - Los Angeles County Department of Public Works - East Valinda (NTD ID 90272)

## 2022 Funding Breakdown

### Summary of Operating Expenses (OE)

Mode	Operating Expenses	Fare Revenues
Bus	\$296,218	\$4,866
<b>Total</b>	<b>\$296,218</b>	<b>\$4,866</b>

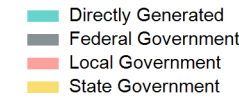
### Sources of Operating Funds Expended

Directly Generated	\$4,866
Federal Government	\$0
Local Government	\$318,092
State Government	\$0
<b>Total Operating Funds Expended</b>	<b>\$322,958</b>

### Operating Funding Sources



### Capital Funding Sources



### Sources of Capital Funds Expended

Directly Generated	\$0
Federal Government	\$548,762
Local Government	\$0
State Government	\$0
<b>Total Capital Funds Expended</b>	<b>\$548,762</b>

## 2022 Asset Management

Transit Asset Management (TAM) Tier

Tier II

TAM Sponsor NTD ID

A0003

### Metrics

2022 Performance Measure - Asset - 2023 Target  
(% not in State of Good Repair)

Mode

Average Fleet Age in Years

Bus

1.0