

2022 Annual Agency Profile - Los Angeles County Dept. of Public Works - Florence-Firestone (NTD ID 90273)

Mailing Address: 900 S FREMONT AVE
ALHAMBRA, CA 91803-1331

Website: <https://www.dpw.lacounty.gov/landing/transportation.cfm>

Geographic Coverage

Primary Urbanized/Rural Area Los Angeles--Long Beach--Anaheim, CA
Service Area Population 63,387
Service Area Sq. Miles 7
Other Areas Served:

Assets

Revenue Vehicles 4
Service Vehicles 0
Facilities 0

Service Consumed

Annual Unlinked Trips (UPT) 145,247

Service Supplied

Annual Vehicle Revenue Miles (VRM) 56,592
Annual Vehicle Revenue Hours (VRH) 6,576
Vehicles Operated in Maximum Service (VOMS) 2

Modal Characteristics

Mode	Annual Unlinked Passenger Trips	Directly Operated VOMS	Purchased Transportation VOMS	Annual Vehicle Revenue Miles	Annual Vehicle Revenue Hours
Bus	145,247	0	2	56,592	6,576
Total	145,247	0	2	56,592	6,576

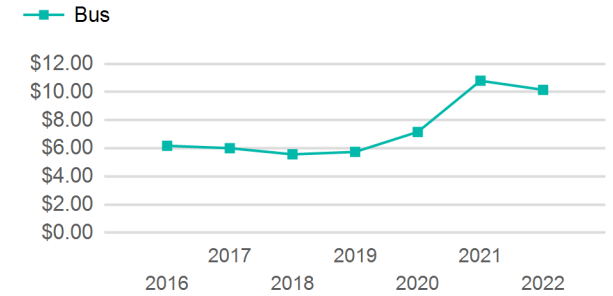
Metrics

Service Efficiency

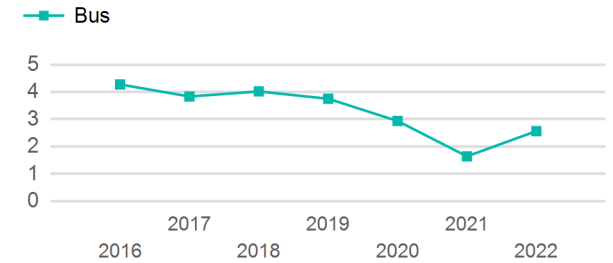
Service Effectiveness

Mode	OE per VRM	OE per VRH	UPT per VRM	UPT per VRH	OE per UPT
Bus	\$10.16	\$87.41	2.6	22.1	\$3.96
Total	\$10.16	\$87.41	2.6	22.1	\$3.96

Operating Expenses per Vehicle Revenue Mile



Unlinked Passenger Trip per Vehicle Revenue Mile



2022 Annual Agency Profile - Los Angeles County Dept. of Public Works - Florence-Firestone (NTD ID 90273)

2022 Funding Breakdown

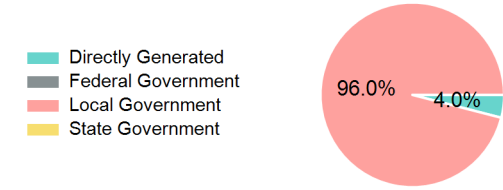
Summary of Operating Expenses (OE)

Mode	Operating Expenses	Fare Revenues
Bus	\$574,792	\$23,976
Total	\$574,792	\$23,976

Sources of Operating Funds Expended

Directly Generated	\$23,976
Federal Government	\$0
Local Government	\$577,556
State Government	\$0
Total Operating Funds Expended	\$601,532

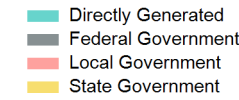
Operating Funding Sources



Capital Funding Sources

Sources of Capital Funds Expended

Directly Generated	\$0
Federal Government	\$0
Local Government	\$0
State Government	\$0
Total Capital Funds Expended	\$0



2022 Asset Management

Transit Asset Management (TAM) Tier: Tier II TAM Sponsor NTD ID: A0003

Metrics

2022 Performance Measure - Asset - 2023 Target (% not in State of Good Repair)

Mode	Average Fleet Age in Years
Bus	3.0