

2022 Annual Agency Profile - Los Angeles County Dept. of Public Works - King Medical Center Shuttle Service (NTD ID 90274)

Mailing Address: 900 S FREMONT AVE
ALHAMBRA, CA 91803-1331

Website: <http://www.lagobus.info>

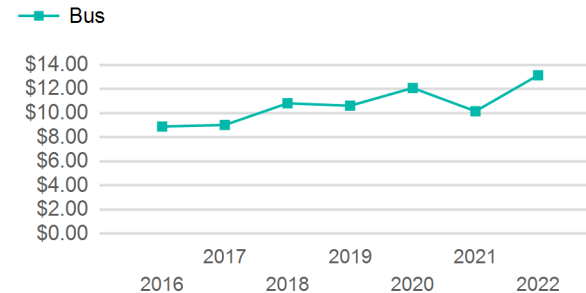
Geographic Coverage

Primary Urbanized/Rural Area Los Angeles--Long Beach--Anaheim, CA
Service Area Population 12,358
Service Area Sq. Miles 49
Other Areas Served:

Service Consumed

Annual Unlinked Trips (UPT) 23,223

Operating Expenses per Vehicle Revenue Mile



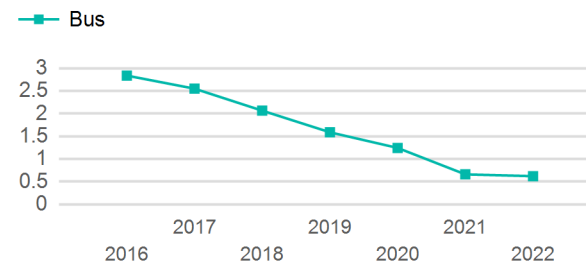
Assets

Revenue Vehicles 2
Service Vehicles 0
Facilities 0

Service Supplied

Annual Vehicle Revenue Miles (VRM) 37,428
Annual Vehicle Revenue Hours (VRH) 6,740
Vehicles Operated in Maximum Service (VOMS) 2

Unlinked Passenger Trip per Vehicle Revenue Mile



Modal Characteristics

Mode	Annual Unlinked Passenger Trips	Directly Operated VOMS	Purchased Transportation VOMS	Annual Vehicle Revenue Miles	Annual Vehicle Revenue Hours
Bus	23,223	0	2	37,428	6,740
Total	23,223	0	2	37,428	6,740

Metrics

Service Efficiency

Service Effectiveness

Mode	OE per VRM	OE per VRH	UPT per VRM	UPT per VRH	OE per UPT
Bus	\$13.14	\$72.95	0.6	3.4	\$21.17
Total	\$13.14	\$72.95	0.6	3.4	\$21.17

2022 Annual Agency Profile - Los Angeles County Dept. of Public Works - King Medical Center Shuttle Service (NTD ID 90274)

Summary of Operating Expenses (OE)

Mode	Operating Expenses	Fare Revenues
Bus	\$491,661	\$0
Total	\$491,661	\$0

2022 Funding Breakdown

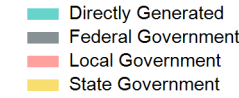
Sources of Operating Funds Expended

Directly Generated	\$0
Federal Government	\$0
Local Government	\$518,401
State Government	\$0
Total Operating Funds Expended	\$518,401

Operating Funding Sources



Capital Funding Sources



Sources of Capital Funds Expended

Directly Generated	\$0
Federal Government	\$0
Local Government	\$0
State Government	\$0
Total Capital Funds Expended	\$0

2022 Asset Management

Transit Asset Management (TAM) Tier	Tier II	TAM Sponsor NTD ID	A0003
-------------------------------------	---------	--------------------	-------

Metrics

2022 Performance Measure - Asset - 2023 Target (% not in State of Good Repair)

Mode	Average Fleet Age in Years
Bus	0.0