

# 2022 Annual Agency Profile - Los Angeles County Dept. of Public Works - Lennox Shuttle (NTD ID 90275)

Mailing Address: 900 S FREMONT AVE  
ALHAMBRA, CA 91803-1331

Website: <http://www.lagobus.info>

## Geographic Coverage

Primary Urbanized/Rural Area: Los Angeles--Long Beach--Anaheim, CA  
 Service Area Population: 27,897  
 Service Area Sq. Miles: 16  
 Other Areas Served:

## Service Consumed

Annual Unlinked Trips (UPT) 41,597

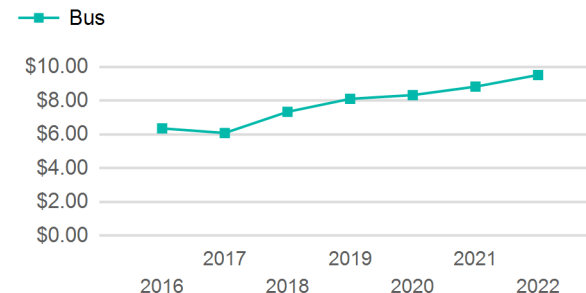
## Assets

Revenue Vehicles: 1  
 Service Vehicles: 0  
 Facilities: 0

## Service Supplied

Annual Vehicle Revenue Miles (VRM) 30,216  
 Annual Vehicle Revenue Hours (VRH) 3,300  
 Vehicles Operated in Maximum Service (VOMS) 1

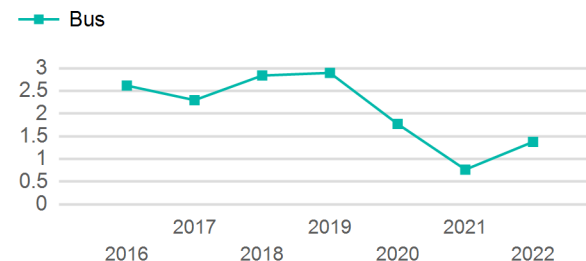
## Operating Expenses per Vehicle Revenue Mile



## Modal Characteristics

Mode	Annual Unlinked Passenger Trips	Directly Operated VOMS	Purchased Transportation VOMS	Annual Vehicle Revenue Miles	Annual Vehicle Revenue Hours
Bus	41,597	0	1	30,216	3,300
<b>Total</b>	<b>41,597</b>	<b>0</b>	<b>1</b>	<b>30,216</b>	<b>3,300</b>

## Unlinked Passenger Trip per Vehicle Revenue Mile



## Metrics

### Service Efficiency

### Service Effectiveness

Mode	OE per VRM	OE per VRH	UPT per VRM	UPT per VRH	OE per UPT
Bus	\$9.52	\$87.18	1.4	12.6	\$6.92
<b>Total</b>	<b>\$9.52</b>	<b>\$87.18</b>	<b>1.4</b>	<b>12.6</b>	<b>\$6.92</b>

# 2022 Annual Agency Profile - Los Angeles County Dept. of Public Works - Lennox Shuttle (NTD ID 90275)

## 2022 Funding Breakdown

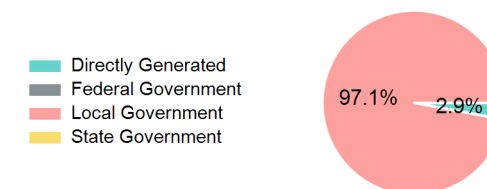
### Summary of Operating Expenses (OE)

Mode	Operating Expenses	Fare Revenues
Bus	\$287,683	\$9,173
<b>Total</b>	<b>\$287,683</b>	<b>\$9,173</b>

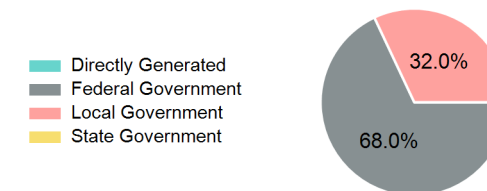
### Sources of Operating Funds Expended

Directly Generated	\$9,173
Federal Government	\$0
Local Government	\$305,250
State Government	\$0
<b>Total Operating Funds Expended</b>	<b>\$314,423</b>

### Operating Funding Sources



### Capital Funding Sources



### Sources of Capital Funds Expended

Directly Generated	\$0
Federal Government	\$375,100
Local Government	\$176,600
State Government	\$0
<b>Total Capital Funds Expended</b>	<b>\$551,700</b>

## 2022 Asset Management

Transit Asset Management (TAM) Tier Tier II

TAM Sponsor NTD ID A0003

### Metrics

2022 Performance Measure - Asset - 2023 Target  
(% not in State of Good Repair)

Mode	Average Fleet Age in Years
Bus	0.0