

# 2022 Annual Agency Profile - Los Angeles County Dept. of Public Works - Willowbrook et al. (NTD ID 90279)

**Mailing Address:** 900 S FREMONT AVE  
ALHAMBRA, CA 91803-1331

**Website:** <http://www.dpw.lacounty.gov/transit/>

## Geographic Coverage

**Primary Urbanized/Rural Area** Los Angeles--Long Beach--Anaheim, CA  
**Service Area Population** 179,976  
**Service Area Sq. Miles** 17  
**Other Areas Served:**

## Assets

**Revenue Vehicles** 7  
**Service Vehicles** 0  
**Facilities** 0

## Service Consumed

**Annual Unlinked Trips (UPT)** 1,915

## Service Supplied

**Annual Vehicle Revenue Miles (VRM)** 12,171  
**Annual Vehicle Revenue Hours (VRH)** 1,108  
**Vehicles Operated in Maximum Service (VOMS)** 3

## Modal Characteristics

Mode	Annual Unlinked Passenger Trips	Directly Operated VOMS	Purchased Transportation VOMS	Annual Vehicle Revenue Miles	Annual Vehicle Revenue Hours
Demand Response	1,915	0	3	12,171	1,108
<b>Total</b>	<b>1,915</b>	<b>0</b>	<b>3</b>	<b>12,171</b>	<b>1,108</b>

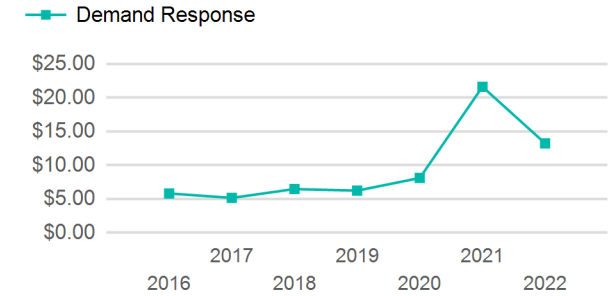
## Metrics

### Service Efficiency

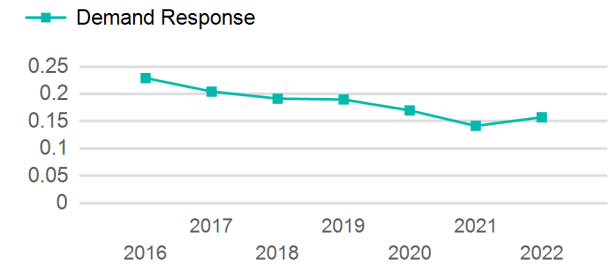
### Service Effectiveness

Mode	OE per VRM	OE per VRH	UPT per VRM	UPT per VRH	OE per UPT
Demand Response	\$13.24	\$145.41	0.2	1.7	\$84.14
<b>Total</b>	<b>\$13.24</b>	<b>\$145.41</b>	<b>0.2</b>	<b>1.7</b>	<b>\$84.14</b>

## Operating Expenses per Vehicle Revenue Mile



## Unlinked Passenger Trip per Vehicle Revenue Mile



# 2022 Annual Agency Profile - Los Angeles County Dept. of Public Works - Willowbrook et al. (NTD ID 90279)

## 2022 Funding Breakdown

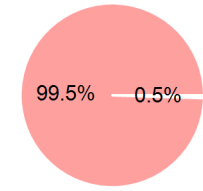
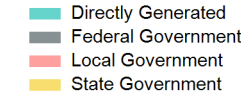
### Summary of Operating Expenses (OE)

Mode	Operating Expenses	Fare Revenues
Demand Response	\$161,119	\$940
<b>Total</b>	<b>\$161,119</b>	<b>\$940</b>

### Sources of Operating Funds Expended

Directly Generated	\$940
Federal Government	\$0
Local Government	\$186,919
State Government	\$0
<b>Total Operating Funds Expended</b>	<b>\$187,859</b>

### Operating Funding Sources



### Capital Funding Sources



### Sources of Capital Funds Expended

Directly Generated	\$0
Federal Government	\$0
Local Government	\$0
State Government	\$0
<b>Total Capital Funds Expended</b>	<b>\$0</b>

## 2022 Asset Management

Transit Asset Management (TAM) Tier: Tier II      TAM Sponsor NTD ID: A0003

### Metrics

2022 Performance Measure - Asset - 2023 Target (% not in State of Good Repair)

Mode	Average Fleet Age in Years
Demand Response	2.1