

2022 Annual Agency Profile - County of Ventura (NTD ID 90298)

Mailing Address: 800 S VICTORIA AVE
VENTURA, CA 93009-0001

Website: <https://www.vcpublicworks.org/rt/publictransportation/>

Geographic Coverage

Primary Urbanized/Rural Area Thousand Oaks, CA
Service Area Population 13,987
Service Area Sq. Miles 4
Other Areas Served:

Assets

Revenue Vehicles 3
Service Vehicles 0
Facilities 0

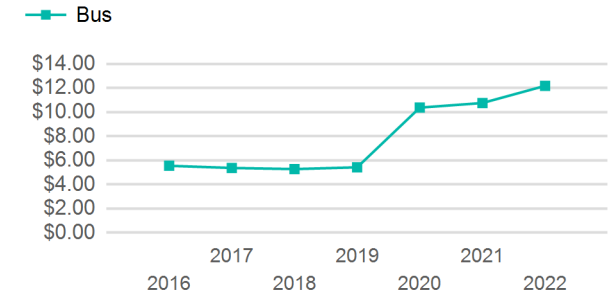
Service Consumed

Annual Unlinked Trips (UPT) 32,349

Service Supplied

Annual Vehicle Revenue Miles (VRM) 27,909
Annual Vehicle Revenue Hours (VRH) 2,582
Vehicles Operated in Maximum Service (VOMS) 3

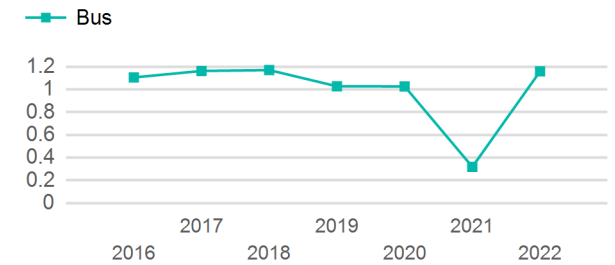
Operating Expenses per Vehicle Revenue Mile



Modal Characteristics

Mode	Annual Unlinked Passenger Trips	Directly Operated VOMS	Purchased Transportation VOMS	Annual Vehicle Revenue Miles	Annual Vehicle Revenue Hours
Bus	32,349	0	3	27,909	2,582
Total	32,349	0	3	27,909	2,582

Unlinked Passenger Trip per Vehicle Revenue Mile



Mode	Service Efficiency		Service Effectiveness		
	OE per VRM	OE per VRH	UPT per VRM	UPT per VRH	OE per UPT
Bus	\$12.18	\$131.65	1.2	12.5	\$10.51
Total	\$12.18	\$131.65	1.2	12.5	\$10.51

2022 Annual Agency Profile - County of Ventura (NTD ID 90298)

2022 Funding Breakdown

Summary of Operating Expenses (OE)

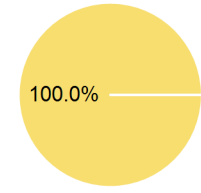
Mode	Operating Expenses	Fare Revenues
Bus	\$339,919	\$0
Total	\$339,919	\$0

Sources of Operating Funds Expended

Directly Generated	\$0
Federal Government	\$0
Local Government	\$0
State Government	\$445,048
Total Operating Funds Expended	\$445,048

Operating Funding Sources

- Directly Generated
- Federal Government
- Local Government
- State Government



Capital Funding Sources

- Directly Generated
- Federal Government
- Local Government
- State Government

Sources of Capital Funds Expended

Directly Generated	\$0
Federal Government	\$0
Local Government	\$0
State Government	\$0
Total Capital Funds Expended	\$0

2022 Asset Management

Transit Asset Management (TAM) Tier Tier II

TAM Sponsor NTD ID

Metrics

2022 Performance Measure - Asset - 2023 Target
(% not in State of Good Repair)

Mode	Average Fleet Age in Years
Bus	3.0