

# 2022 Annual Agency Profile - City of Lakewood dba DASH Transit (NTD ID 90301)

**Mailing Address:** 5050 Clark Ave.  
Lakewood, CA 90712

**Website:** <https://www.lakewoodcity.org/residents/senior-services/dash-transit-and-buses>

## Geographic Coverage

<b>Primary Urbanized/Rural Area</b>	Los Angeles--Long Beach--Anaheim, CA
<b>Service Area Population</b>	80,611
<b>Service Area Sq. Miles</b>	10
<b>Other Areas Served:</b>	

## Service Consumed

**Annual Unlinked Trips (UPT)** 7,536

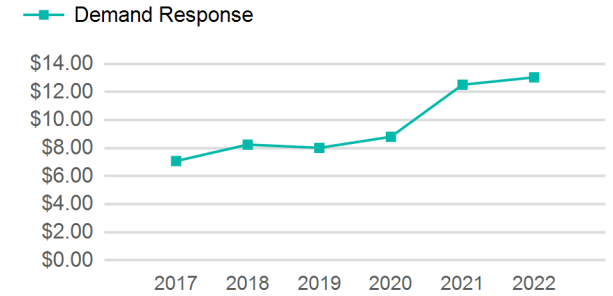
## Assets

<b>Revenue Vehicles</b>	12
<b>Service Vehicles</b>	0
<b>Facilities</b>	0

## Service Supplied

<b>Annual Vehicle Revenue Miles (VRM)</b>	52,213
<b>Annual Vehicle Revenue Hours (VRH)</b>	6,185
<b>Vehicles Operated in Maximum Service (VOMS)</b>	12

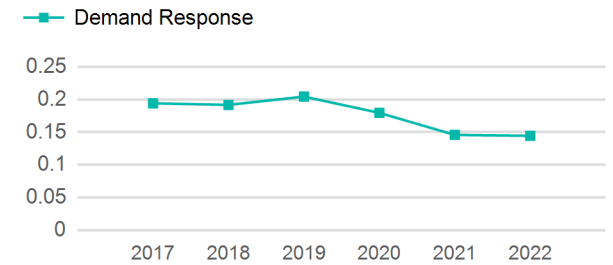
## Operating Expenses per Vehicle Revenue Mile



## Modal Characteristics

Mode	Annual Unlinked Passenger Trips	Directly Operated VOMS	Purchased Transportation VOMS	Annual Vehicle Revenue Miles	Annual Vehicle Revenue Hours
Demand Response	7,536	12	0	52,213	6,185
<b>Total</b>	<b>7,536</b>	<b>12</b>	<b>0</b>	<b>52,213</b>	<b>6,185</b>

## Unlinked Passenger Trip per Vehicle Revenue Mile



## Metrics

### Service Efficiency

### Service Effectiveness

Mode	OE per VRM	OE per VRH	UPT per VRM	UPT per VRH	OE per UPT
Demand Response	\$13.04	\$110.10	0.1	1.2	\$90.36
<b>Total</b>	<b>\$13.04</b>	<b>\$110.10</b>	<b>0.1</b>	<b>1.2</b>	<b>\$90.36</b>

# 2022 Annual Agency Profile - City of Lakewood dba DASH Transit (NTD ID 90301)

## 2022 Funding Breakdown

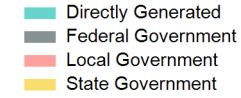
### Summary of Operating Expenses (OE)

Mode	Operating Expenses	Fare Revenues
Demand Response	\$680,977	\$0
<b>Total</b>	<b>\$680,977</b>	<b>\$0</b>

### Sources of Operating Funds Expended

Directly Generated	\$0
Federal Government	\$0
Local Government	\$680,977
State Government	\$0
<b>Total Operating Funds Expended</b>	<b>\$680,977</b>

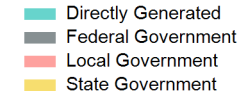
### Operating Funding Sources



### Capital Funding Sources

### Sources of Capital Funds Expended

Directly Generated	\$0
Federal Government	\$0
Local Government	\$0
State Government	\$0
<b>Total Capital Funds Expended</b>	<b>\$0</b>



## 2022 Asset Management

Transit Asset Management (TAM) Tier Tier II

TAM Sponsor NTD ID A0003

### Metrics

2022 Performance Measure - Asset - 2023 Target  
(% not in State of Good Repair)

Mode	Average Fleet Age in Years
Demand Response	6.2