

2022 Annual Agency Profile - Madera County (NTD ID 91005)

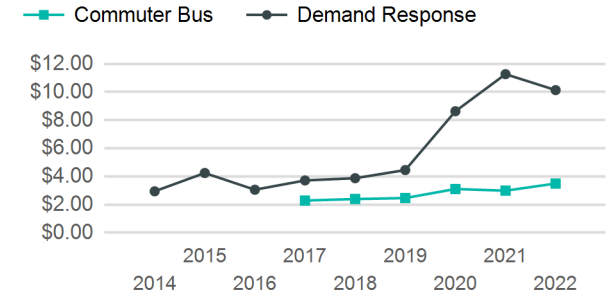
Mailing Address: 200 W 4TH ST
MADERA, CA 93637-3548

Website: <http://www.madera-county.com/>

Service Consumed

Annual Unlinked Trips (UPT) 22,743

Operating Expenses per Vehicle Revenue Mile



Assets

Revenue Vehicles 13
Service Vehicles 0
Facilities 0

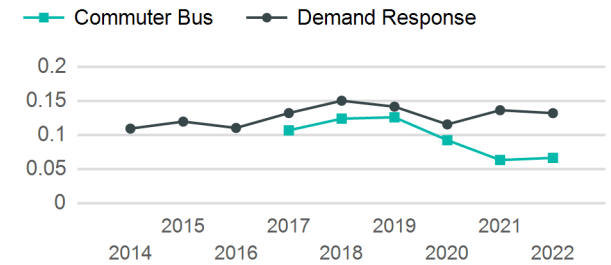
Service Supplied

Annual Vehicle Revenue Miles (VRM) 292,602
Annual Vehicle Revenue Hours (VRH) 12,001
Vehicles Operated in Maximum Service (VOMS) 8

Modal Characteristics

Mode	Annual Unlinked Passenger Trips	Directly Operated VOMS	Purchased Transportation VOMS	Annual Vehicle Revenue Miles	Annual Vehicle Revenue Hours
Commuter Bus	16,009	0	6	241,533	8,248
Demand Response	6,734	0	2	51,069	3,753
Total	22,743	0	8	292,602	12,001

Unlinked Passenger Trip per Vehicle Revenue Mile



Metrics

Service Efficiency

Service Effectiveness

Mode	OE per VRM	OE per VRH	UPT per VRM	UPT per VRH	OE per UPT
Commuter Bus	\$3.50	\$102.41	0.1	1.9	\$52.76
Demand Response	\$10.14	\$137.95	0.1	1.8	\$76.88
Total	\$4.66	\$113.53	0.1	1.9	\$59.91

2022 Annual Agency Profile - Madera County (NTD ID 91005)

2022 Funding Breakdown

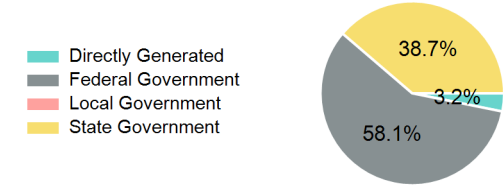
Summary of Operating Expenses (OE)

Mode	Operating Expenses	Fare Revenues
Commuter Bus	\$844,711	\$30,413
Demand Response	\$517,726	\$12,802
Total	\$1,362,437	\$43,215

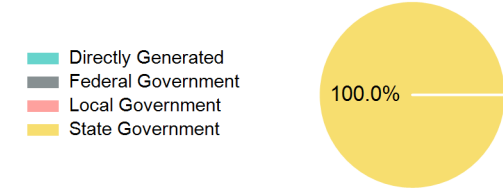
Sources of Operating Funds Expended

Directly Generated	\$43,215
Federal Government	\$791,533
Local Government	\$0
State Government	\$527,689
Total Operating Funds Expended	\$1,362,437

Operating Funding Sources



Capital Funding Sources



Sources of Capital Funds Expended

Directly Generated	\$0
Federal Government	\$0
Local Government	\$0
State Government	\$708,033
Total Capital Funds Expended	\$708,033

2022 Asset Management

Transit Asset Management (TAM) Tier Tier II

TAM Sponsor NTD ID

Metrics

2022 Performance Measure - Asset - 2023 Target (% not in State of Good Repair)

Rolling Stock - CU - Cutaway - 36%
Rolling Stock - VN - Van - 0%

Mode	Average Fleet Age in Years
Commuter Bus	4.1
Demand Response	6.9