

2022 Annual Agency Profile - City of Arcata (NTD ID 91018)

Mailing Address: 736 F ST
ARCATA, CA 95521-6284

Website: <http://www.cityofarcata.org/>

Service Consumed

Annual Unlinked Trips (UPT) 55,422

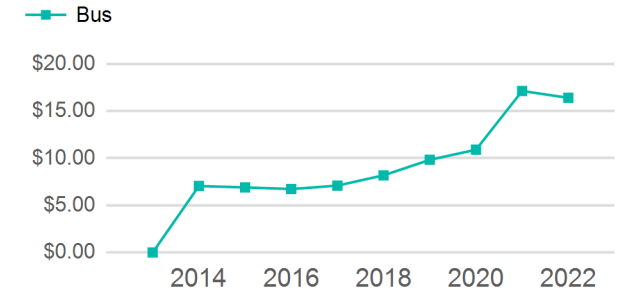
Assets

Revenue Vehicles 7
Service Vehicles 3
Facilities 1

Service Supplied

Annual Vehicle Revenue Miles (VRM) 68,599
Annual Vehicle Revenue Hours (VRH) 5,681
Vehicles Operated in Maximum Service (VOMS) 2

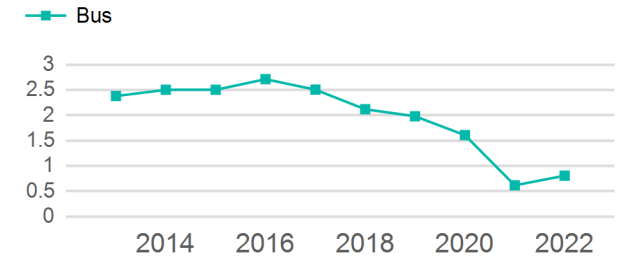
Operating Expenses per Vehicle Revenue Mile



Modal Characteristics

Mode	Annual Unlinked Passenger Trips	Directly Operated VOMS	Purchased Transportation VOMS	Annual Vehicle Revenue Miles	Annual Vehicle Revenue Hours
Bus	55,422	2	0	68,599	5,681
Total	55,422	2	0	68,599	5,681

Unlinked Passenger Trip per Vehicle Revenue Mile



Metrics

Service Efficiency

Service Effectiveness

Mode	OE per VRM	OE per VRH	UPT per VRM	UPT per VRH	OE per UPT
Bus	\$16.40	\$198.03	0.8	9.8	\$20.30
Total	\$16.40	\$198.03	0.8	9.8	\$20.30

2022 Annual Agency Profile - City of Arcata (NTD ID 91018)

2022 Funding Breakdown

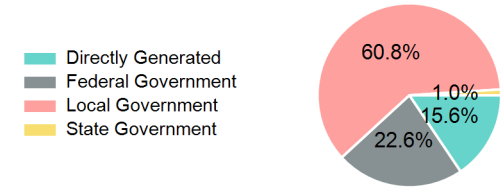
Summary of Operating Expenses (OE)

Mode	Operating Expenses	Fare Revenues
Bus	\$1,125,032	\$174,272
Total	\$1,125,032	\$174,272


Sources of Operating Funds Expended

Directly Generated	\$175,048
Federal Government	\$254,521
Local Government	\$683,932
State Government	\$11,531
Total Operating Funds Expended	\$1,125,032

Operating Funding Sources



Capital Funding Sources



Sources of Capital Funds Expended

Directly Generated	\$0
Federal Government	\$0
Local Government	\$0
State Government	\$40,668
Total Capital Funds Expended	\$40,668

2022 Asset Management

Transit Asset Management (TAM) Tier: Tier II TAM Sponsor NTD ID: A0009

Metrics

2022 Performance Measure - Asset - 2023 Target (% not in State of Good Repair)

Mode	Average Fleet Age in Years
Bus	9.5