

# 2022 Annual Agency Profile - Trinity County (NTD ID 91035)

**Mailing Address:** 31301 STATE HWY 3  
WEAVERVILLE, CA 96093-0000

**Website:** <http://www.trinitycounty.org/>

## Service Consumed

Annual Unlinked Trips (UPT) 6,132

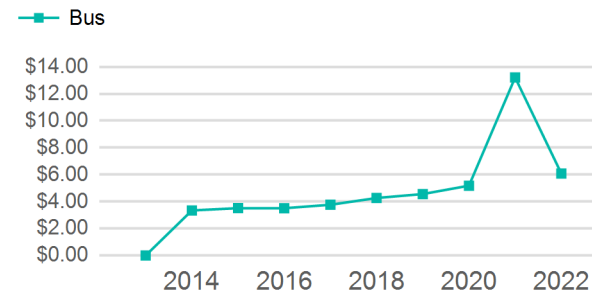
## Assets

Revenue Vehicles 10  
Service Vehicles 1  
Facilities 0

## Service Supplied

Annual Vehicle Revenue Miles (VRM) 116,976  
Annual Vehicle Revenue Hours (VRH) 3,680  
Vehicles Operated in Maximum Service (VOMS) 4

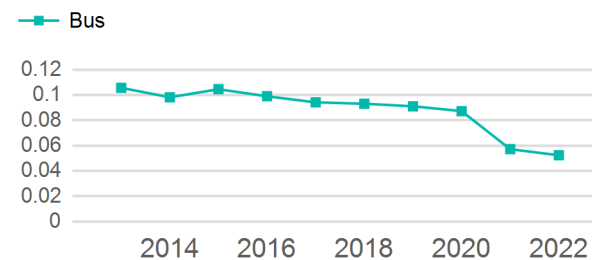
## Operating Expenses per Vehicle Revenue Mile



## Modal Characteristics

Mode	Annual Unlinked Passenger Trips	Directly Operated VOMS	Purchased Transportation VOMS	Annual Vehicle Revenue Miles	Annual Vehicle Revenue Hours
Bus	6,132	4	0	116,976	3,680
<b>Total</b>	<b>6,132</b>	<b>4</b>	<b>0</b>	<b>116,976</b>	<b>3,680</b>

## Unlinked Passenger Trip per Vehicle Revenue Mile



## Metrics

Mode	Service Efficiency		Service Effectiveness		
	OE per VRM	OE per VRH	UPT per VRM	UPT per VRH	OE per UPT
Bus	\$6.08	\$193.42	0.1	1.7	\$116.08
<b>Total</b>	<b>\$6.08</b>	<b>\$193.42</b>	<b>0.1</b>	<b>1.7</b>	<b>\$116.08</b>

# 2022 Annual Agency Profile - Trinity County (NTD ID 91035)

## 2022 Funding Breakdown

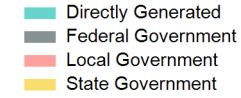
### Summary of Operating Expenses (OE)

Mode	Operating Expenses	Fare Revenues
Bus	\$711,792	\$19,960
<b>Total</b>	<b>\$711,792</b>	<b>\$19,960</b>

### Sources of Operating Funds Expended

Directly Generated	\$38,803
Federal Government	\$373,377
Local Government	\$287,848
State Government	\$11,764
<b>Total Operating Funds Expended</b>	<b>\$711,792</b>

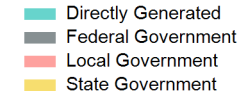
### Operating Funding Sources



### Capital Funding Sources

### Sources of Capital Funds Expended

Directly Generated	\$0
Federal Government	\$0
Local Government	\$0
State Government	\$0
<b>Total Capital Funds Expended</b>	<b>\$0</b>



## 2022 Asset Management

Transit Asset Management (TAM) Tier Tier II

TAM Sponsor NTD ID

### Metrics

### 2022 Performance Measure - Asset - 2023 Target (% not in State of Good Repair)

Equipment - Trucks and other Rubber Tire Vehicles - 0%
Rolling Stock - CU - Cutaway - 0%
Rolling Stock - MV - Minivan - 0%

Mode	Average Fleet Age in Years
Bus	5.4