

2022 Annual Agency Profile - City of Escalon (NTD ID 91078)

Mailing Address: 2060 MCHENRY AVE
 ESCALON, CA 95320-9484

Website: http://cityofescalon.org/government/departments/transit_service

Service Consumed

Annual Unlinked Trips (UPT) 1,801

Service Supplied

Annual Vehicle Revenue Miles (VRM) 20,084

Annual Vehicle Revenue Hours (VRH) 863

Vehicles Operated in Maximum Service (VOMS) 2

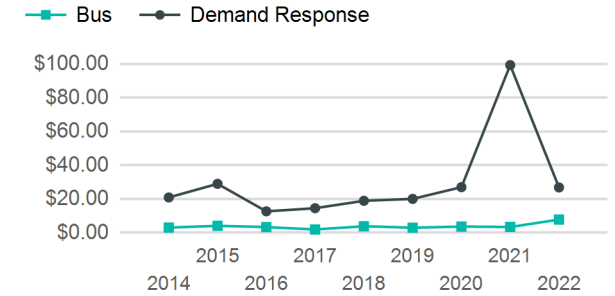
Assets

Revenue Vehicles 3
 Service Vehicles 0
 Facilities 2

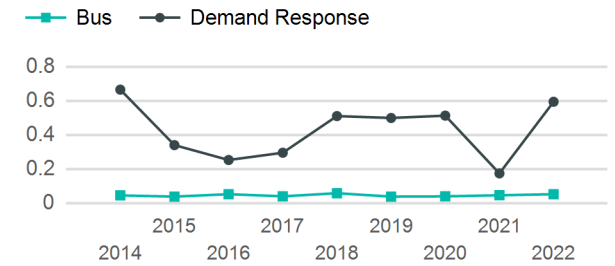
Modal Characteristics

Mode	Annual Unlinked Passenger Trips	Directly Operated VOMS	Purchased Transportation VOMS	Annual Vehicle Revenue Miles	Annual Vehicle Revenue Hours
Demand Response	825	0	1	1,388	92
Bus	976	0	1	18,696	771
Total	1,801	0	2	20,084	863

Operating Expenses per Vehicle Revenue Mile



Unlinked Passenger Trip per Vehicle Revenue Mile



Mode	Service Efficiency		Service Effectiveness		
	OE per VRM	OE per VRH	UPT per VRM	UPT per VRH	OE per UPT
Demand Response	\$26.83	\$404.73	0.6	9.0	\$45.13
Bus	\$7.81	\$189.30	0.1	1.3	\$149.54
Total	\$9.12	\$212.26	0.1	2.1	\$101.71

2022 Annual Agency Profile - City of Escalon (NTD ID 91078)

2022 Funding Breakdown

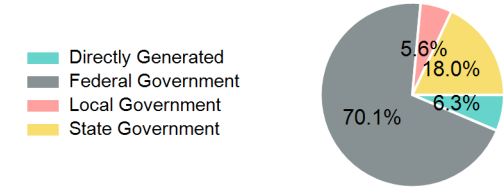
Summary of Operating Expenses (OE)

Mode	Operating Expenses	Fare Revenues
Demand Response	\$37,235	\$301
Bus	\$145,948	\$734
Total	\$183,183	\$1,035

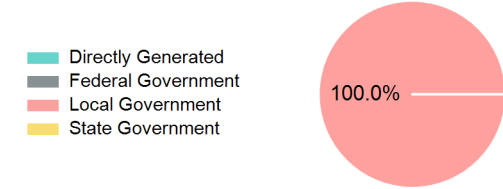
Sources of Operating Funds Expended

Directly Generated	\$11,615
Federal Government	\$128,447
Local Government	\$10,177
State Government	\$32,944
Total Operating Funds Expended	\$183,183

Operating Funding Sources



Capital Funding Sources



Sources of Capital Funds Expended

Directly Generated	\$0
Federal Government	\$0
Local Government	\$62,692
State Government	\$0
Total Capital Funds Expended	\$62,692

2022 Asset Management

Transit Asset Management (TAM) Tier Tier II

TAM Sponsor NTD ID

Metrics

2022 Performance Measure - Asset - 2023 Target (% not in State of Good Repair)

Facility - Passenger / Parking Facilities - 0%
 Rolling Stock - CU - Cutaway - 0%
 Rolling Stock - MV - Minivan - 100%

Mode	Average Fleet Age in Years
Demand Response	5.0
Bus	3.3