

2022 Annual Agency Profile - Mariposa County Transit (NTD ID 91082)

Mailing Address: 4639 BEN HUR RD
MARIPOSA, CA 95338-9474

Website: <http://ca-mariposacounty.civicplus.com/>

Service Consumed

Annual Unlinked Trips (UPT) 8,111

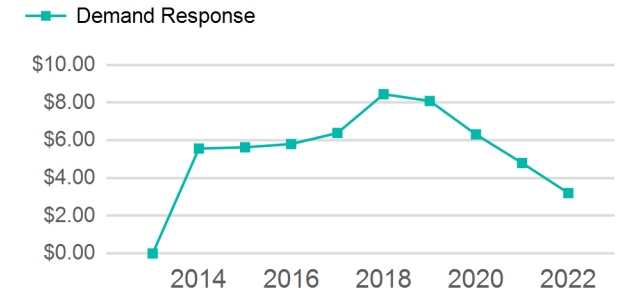
Assets

Revenue Vehicles 11
Service Vehicles 0
Facilities 1

Service Supplied

Annual Vehicle Revenue Miles (VRM) 117,623
Annual Vehicle Revenue Hours (VRH) 3,577
Vehicles Operated in Maximum Service (VOMS) 8

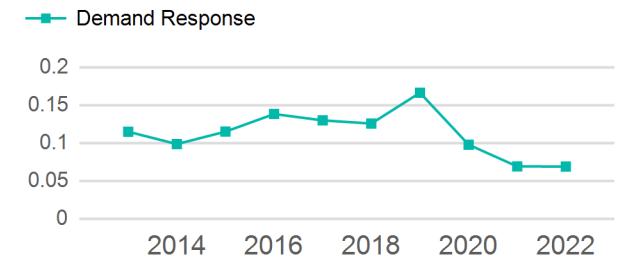
Operating Expenses per Vehicle Revenue Mile



Modal Characteristics

Mode	Annual Unlinked Passenger Trips	Directly Operated VOMS	Purchased Transportation VOMS	Annual Vehicle Revenue Miles	Annual Vehicle Revenue Hours
Demand Response	8,111	8	0	117,623	3,577
Total	8,111	8	0	117,623	3,577

Unlinked Passenger Trip per Vehicle Revenue Mile



Metrics

Mode	Service Efficiency		Service Effectiveness		
	OE per VRM	OE per VRH	UPT per VRM	UPT per VRH	OE per UPT
Demand Response	\$3.20	\$105.34	0.1	2.3	\$46.45
Total	\$3.20	\$105.34	0.1	2.3	\$46.45

2022 Annual Agency Profile - Mariposa County Transit (NTD ID 91082)

2022 Funding Breakdown

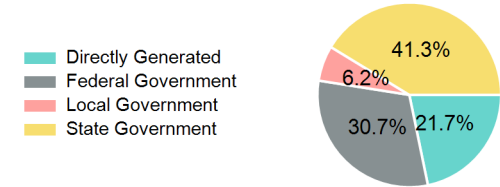
Summary of Operating Expenses (OE)

Mode	Operating Expenses	Fare Revenues
Demand Response	\$376,796	\$81,926
Total	\$376,796	\$81,926

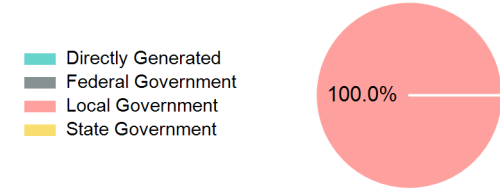
Sources of Operating Funds Expended

Directly Generated	\$81,926
Federal Government	\$115,802
Local Government	\$23,380
State Government	\$155,688
Total Operating Funds Expended	\$376,796

Operating Funding Sources



Capital Funding Sources



Sources of Capital Funds Expended

Directly Generated	\$0
Federal Government	\$0
Local Government	\$74,828
State Government	\$0
Total Capital Funds Expended	\$74,828

2022 Asset Management

Transit Asset Management (TAM) Tier Tier II

TAM Sponsor NTD ID

Metrics

2022 Performance Measure - Asset - 2023 Target (% not in State of Good Repair)

Facility - Administrative / Maintenance Facilities - 0%
Rolling Stock - BU - Bus - 100%
Rolling Stock - MV - Minivan - 0%
Rolling Stock - SV - Sports Utility Vehicle - 0%
Rolling Stock - VN - Van - 0%

Mode	Average Fleet Age in Years
Demand Response	8.4