

# 2022 Annual Agency Profile - City of Bisbee (NTD ID 91121)

Mailing Address: 76 ERIE ST  
BISBEE, AZ 85603-1025

Website: <http://www.cityofbisbee.com>

## Service Consumed

Annual Unlinked Trips (UPT) 22,814

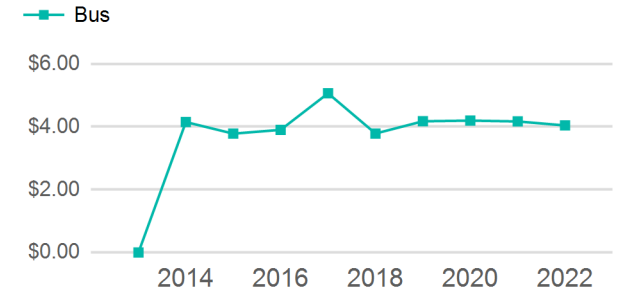
## Service Supplied

Annual Vehicle Revenue Miles (VRM) 75,636

Annual Vehicle Revenue Hours (VRH) 4,196

Vehicles Operated in Maximum Service (VOMS) 3

## Operating Expenses per Vehicle Revenue Mile



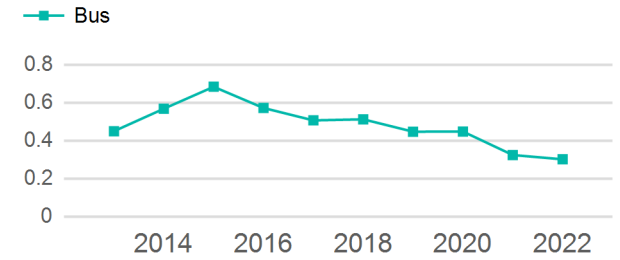
## Assets

Revenue Vehicles 5  
Service Vehicles 0  
Facilities 0

## Modal Characteristics

Mode	Annual Unlinked Passenger Trips	Directly Operated VOMS	Purchased Transportation VOMS	Annual Vehicle Revenue Miles	Annual Vehicle Revenue Hours
Bus	22,814	0	3	75,636	4,196
<b>Total</b>	<b>22,814</b>	<b>0</b>	<b>3</b>	<b>75,636</b>	<b>4,196</b>

## Unlinked Passenger Trip per Vehicle Revenue Mile



## Metrics

### Service Efficiency

### Service Effectiveness

Mode	OE per VRM	OE per VRH	UPT per VRM	UPT per VRH	OE per UPT
Bus	\$4.04	\$72.83	0.3	5.4	\$13.40
<b>Total</b>	<b>\$4.04</b>	<b>\$72.83</b>	<b>0.3</b>	<b>5.4</b>	<b>\$13.40</b>

# 2022 Annual Agency Profile - City of Bisbee (NTD ID 91121)

## 2022 Funding Breakdown

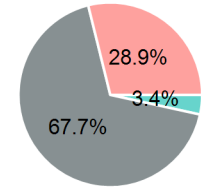
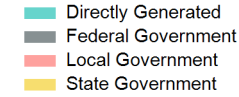
### Summary of Operating Expenses (OE)

Mode	Operating Expenses	Fare Revenues
Bus	\$305,596	\$10,432
<b>Total</b>	<b>\$305,596</b>	<b>\$10,432</b>

### Sources of Operating Funds Expended

Directly Generated	\$10,432
Federal Government	\$206,919
Local Government	\$88,245
State Government	\$0
<b>Total Operating Funds Expended</b>	<b>\$305,596</b>

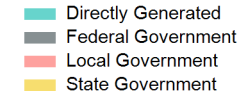
### Operating Funding Sources



### Capital Funding Sources

### Sources of Capital Funds Expended

Directly Generated	\$0
Federal Government	\$0
Local Government	\$0
State Government	\$0
<b>Total Capital Funds Expended</b>	<b>\$0</b>



## 2022 Asset Management

Transit Asset Management (TAM) Tier Tier II TAM Sponsor NTD ID 9R01

### Metrics

### 2022 Performance Measure - Asset - 2023 Target (% not in State of Good Repair)

Equipment - Automobiles - 50%  
 Equipment - Trucks and other Rubber Tire Vehicles - 50%  
 Facility - Administrative / Maintenance Facilities - 20%  
 Rolling Stock - AO - Automobile - 13%  
 Rolling Stock - BR - Over-the-road Bus - 26%  
 Rolling Stock - BU - Bus - 0%  
 Rolling Stock - CU - Cutaway - 17%  
 Rolling Stock - MV - Minivan - 29%  
 Rolling Stock - SV - Sports Utility Vehicle - 20%  
 Rolling Stock - VN - Van - 44%

Mode	Average Fleet Age in Years
Bus	6.8