

2022 Annual Agency Profile - San Carlos Apache Tribe (NTD ID 99286)

Mailing Address: 3A SAN CARLOS AVE
SAN CARLOS, AZ 85550-0871

Website:

Geographic Coverage

Primary Urbanized/Rural Area Arizona Non-UZA
Other Areas Served:

Assets

Revenue Vehicles 28
Service Vehicles 2
Facilities 3

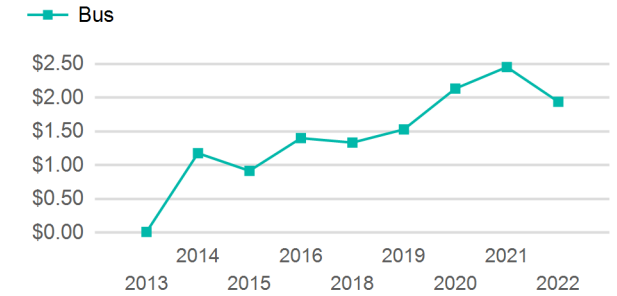
Service Consumed

Annual Unlinked Trips (UPT) 59,904

Service Supplied

Annual Vehicle Revenue Miles (VRM) 429,253
Annual Vehicle Revenue Hours (VRH) 18,826
Vehicles Operated in Maximum Service (VOMS) 10

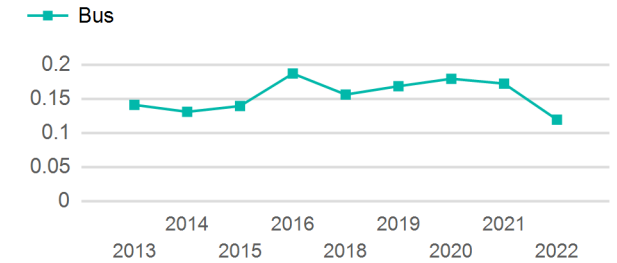
Operating Expenses per Vehicle Revenue Mile



Modal Characteristics

Mode	Annual Unlinked Passenger Trips	Directly Operated VOMS	Purchased Transportation VOMS	Annual Vehicle Revenue Miles	Annual Vehicle Revenue Hours
Bus	59,904	10	0	429,253	18,826
Total	59,904	10	0	429,253	18,826

Unlinked Passenger Trip per Vehicle Revenue Mile



Metrics

Service Efficiency

Service Effectiveness

Mode	OE per VRM	OE per VRH	UPT per VRM	UPT per VRH	OE per UPT
Bus	\$5.10	\$116.34	0.1	3.2	\$36.56
Total	\$5.10	\$116.34	0.1	3.2	\$36.56

2022 Annual Agency Profile - San Carlos Apache Tribe (NTD ID 99286)

2022 Funding Breakdown

Summary of Operating Expenses (OE)

Mode	Operating Expenses	Fare Revenues
Bus	\$2,190,184	\$69,100
Total	\$2,190,184	\$69,100

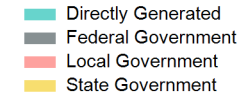
Sources of Operating Funds Expended

Directly Generated	\$100,000
Federal Government	\$1,663,739
Local Government	\$426,445
State Government	\$0
Total Operating Funds Expended	\$2,190,184

Operating Funding Sources



Capital Funding Sources



Sources of Capital Funds Expended

Directly Generated	\$0
Federal Government	\$108,401
Local Government	\$0
State Government	\$0
Total Capital Funds Expended	\$108,401

2022 Asset Management

Transit Asset Management (TAM) Tier Tier II

TAM Sponsor NTD ID

Metrics

2022 Performance Measure - Asset - 2023 Target (% not in State of Good Repair)

Equipment - Trucks and other Rubber Tire Vehicles - 0%
 Facility - Administrative / Maintenance Facilities - 33%
 Rolling Stock - AO - Automobile - 0%
 Rolling Stock - CU - Cutaway - 0%
 Rolling Stock - OR - Other - 100%
 Rolling Stock - SV - Sports Utility Vehicle - 0%
 Rolling Stock - VN - Van - 0%

Mode	Average Fleet Age in Years
Bus	4.8