

# 2022 Annual Agency Profile - Blue Lake Rancheria (NTD ID 99292)

**Mailing Address:** 428 CHARTIN RD  
BLUE LAKE, CA 95525-9722

**Website:** <http://www.bluelakerancheria-nsn.gov/>

## Geographic Coverage

**Primary Urbanized/Rural Area** California Non-UZA  
**Other Areas Served:**

## Service Consumed

**Annual Unlinked Trips (UPT)** 2,554

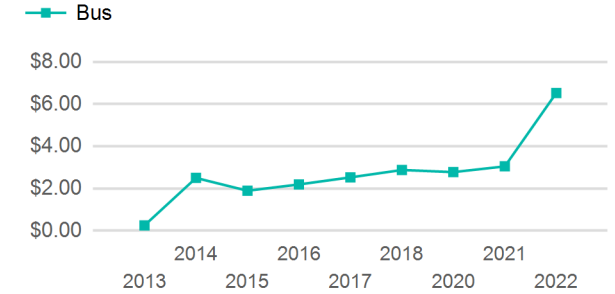
## Assets

**Revenue Vehicles** 2  
**Service Vehicles** 0  
**Facilities** 0

## Service Supplied

**Annual Vehicle Revenue Miles (VRM)** 28,092  
**Annual Vehicle Revenue Hours (VRH)** 1,290  
**Vehicles Operated in Maximum Service (VOMS)** 2

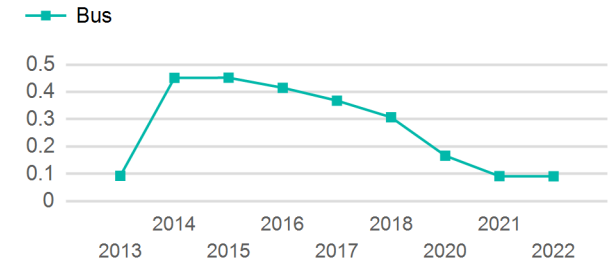
## Operating Expenses per Vehicle Revenue Mile



## Modal Characteristics

Mode	Annual Unlinked Passenger Trips	Directly Operated VOMS	Purchased Transportation VOMS	Annual Vehicle Revenue Miles	Annual Vehicle Revenue Hours
Bus	2,554	2	0	28,092	1,290
<b>Total</b>	<b>2,554</b>	<b>2</b>	<b>0</b>	<b>28,092</b>	<b>1,290</b>

## Unlinked Passenger Trip per Vehicle Revenue Mile



## Metrics

### Service Efficiency

### Service Effectiveness

Mode	OE per VRM	OE per VRH	UPT per VRM	UPT per VRH	OE per UPT
Bus	\$6.53	\$142.14	0.1	2.0	\$71.79
<b>Total</b>	<b>\$6.53</b>	<b>\$142.14</b>	<b>0.1</b>	<b>2.0</b>	<b>\$71.79</b>

# 2022 Annual Agency Profile - Blue Lake Rancheria (NTD ID 99292)

## 2022 Funding Breakdown

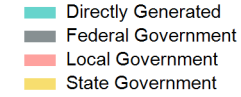
### Summary of Operating Expenses (OE)

Mode	Operating Expenses	Fare Revenues
Bus	\$183,356	\$4,357
<b>Total</b>	<b>\$183,356</b>	<b>\$4,357</b>

### Sources of Operating Funds Expended

Directly Generated	\$4,357
Federal Government	\$147,335
Local Government	\$0
State Government	\$31,664
<b>Total Operating Funds Expended</b>	<b>\$183,356</b>

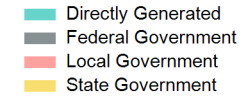
### Operating Funding Sources



### Capital Funding Sources

### Sources of Capital Funds Expended

Directly Generated	\$0
Federal Government	\$0
Local Government	\$0
State Government	\$0
<b>Total Capital Funds Expended</b>	<b>\$0</b>



## 2022 Asset Management

### Transit Asset Management (TAM) Tier

Tier II

### TAM Sponsor NTD ID

### Metrics

### 2022 Performance Measure - Asset - 2023 Target (% not in State of Good Repair)

Rolling Stock - CU - Cutaway - 50%

### Mode

Bus

### Average Fleet Age in Years

6.0