

# 2022 Annual Agency Profile - Yavapai-Apache Nation (NTD ID 99328)

**Mailing Address:** 2400 W DATSI ST  
CAMP VERDE, AZ 86322-8412

**Website:** <http://yavapai-apache.org>

## Geographic Coverage

**Primary Urbanized/Rural Area** Arizona Non-UZA  
**Other Areas Served:**

## Service Consumed

**Annual Unlinked Trips (UPT)** 1,677

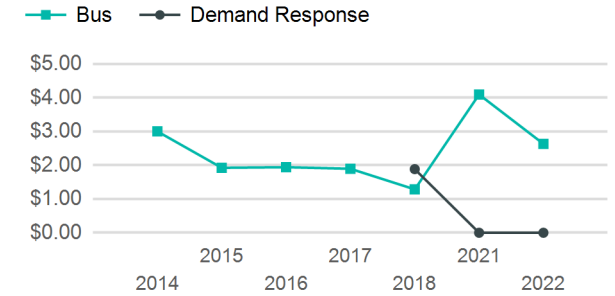
## Assets

**Revenue Vehicles** 15  
**Service Vehicles** 0  
**Facilities** 1

## Service Supplied

**Annual Vehicle Revenue Miles (VRM)** 191,508  
**Annual Vehicle Revenue Hours (VRH)** 10,800  
**Vehicles Operated in Maximum Service (VOMS)** 5

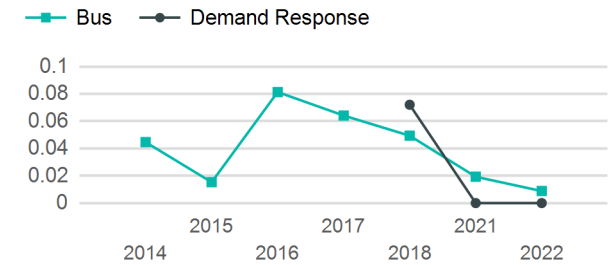
## Operating Expenses per Vehicle Revenue Mile



## Modal Characteristics

Mode	Annual Unlinked Passenger Trips	Directly Operated VOMS	Purchased Transportation VOMS	Annual Vehicle Revenue Miles	Annual Vehicle Revenue Hours
Demand Response	0	0	0	0	0
Bus	1,677	5	0	191,508	10,800
<b>Total</b>	<b>1,677</b>	<b>5</b>	<b>0</b>	<b>191,508</b>	<b>10,800</b>

## Unlinked Passenger Trip per Vehicle Revenue Mile



Mode	Service Efficiency		Service Effectiveness		
	OE per VRM	OE per VRH	UPT per VRM	UPT per VRH	OE per UPT
Demand Response	\$0.00	\$0.00	0.0	0.0	\$0.00
Bus	\$1.90	\$33.61	0.0	0.2	\$216.45
<b>Total</b>	<b>\$1.90</b>	<b>\$33.61</b>	<b>0.0</b>	<b>0.2</b>	<b>\$216.45</b>

# 2022 Annual Agency Profile - Yavapai-Apache Nation (NTD ID 99328)

## 2022 Funding Breakdown

### Summary of Operating Expenses (OE)

Mode	Operating Expenses	Fare Revenues
Demand Response	\$0	\$0
Bus	\$362,985	\$2,600
<b>Total</b>	<b>\$362,985</b>	<b>\$2,600</b>

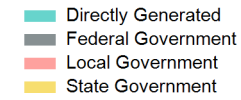
### Sources of Operating Funds Expended

Directly Generated	\$2,600
Federal Government	\$360,385
Local Government	\$0
State Government	\$0
<b>Total Operating Funds Expended</b>	<b>\$362,985</b>

### Operating Funding Sources



### Capital Funding Sources



### Sources of Capital Funds Expended

Directly Generated	\$0
Federal Government	\$395,000
Local Government	\$0
State Government	\$0
<b>Total Capital Funds Expended</b>	<b>\$395,000</b>

## 2022 Asset Management

### Transit Asset Management (TAM) Tier

Tier II

### TAM Sponsor NTD ID

### Metrics

### 2022 Performance Measure - Asset - 2023 Target (% not in State of Good Repair)

Facility - Administrative / Maintenance Facilities - 0%  
 Rolling Stock - CU - Cutaway - 0%  
 Rolling Stock - MV - Minivan - 0%

### Mode

Demand Response	6.6
Bus	3.6

### Average Fleet Age in Years