

# 2022 Annual Agency Profile - Kaibab Band of Paiute Indians (NTD ID 99340)

**Mailing Address:** 1 N PIPESPRINGS RD  
FREDONIA, AZ 86022-9600

**Website:** <http://www.kaibabpaiute-nsn.gov/>

## Geographic Coverage

**Primary Urbanized/Rural Area** Arizona Non-UZA

**Other Areas Served:**

## Assets

**Revenue Vehicles** 9  
**Service Vehicles** 0  
**Facilities** 0

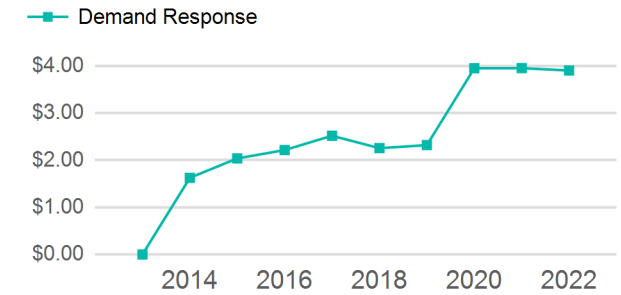
## Service Consumed

**Annual Unlinked Trips (UPT)** 2,968

## Service Supplied

**Annual Vehicle Revenue Miles (VRM)** 52,397  
**Annual Vehicle Revenue Hours (VRH)** 3,906  
**Vehicles Operated in Maximum Service (VOMS)** 9

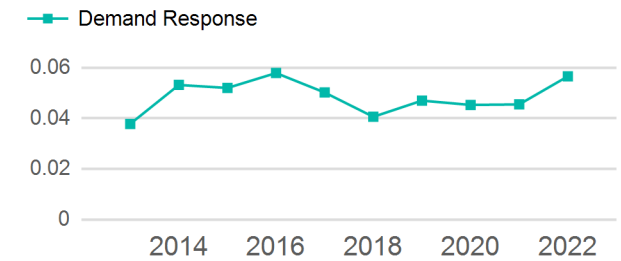
## Operating Expenses per Vehicle Revenue Mile



## Modal Characteristics

Mode	Annual Unlinked Passenger Trips	Directly Operated VOMS	Purchased Transportation VOMS	Annual Vehicle Revenue Miles	Annual Vehicle Revenue Hours
Demand Response	2,968	9	0	52,397	3,906
<b>Total</b>	<b>2,968</b>	<b>9</b>	<b>0</b>	<b>52,397</b>	<b>3,906</b>

## Unlinked Passenger Trip per Vehicle Revenue Mile



## Metrics

### Service Efficiency

### Service Effectiveness

Mode	OE per VRM	OE per VRH	UPT per VRM	UPT per VRH	OE per UPT
Demand Response	\$3.90	\$52.35	0.1	0.8	\$68.89
<b>Total</b>	<b>\$3.90</b>	<b>\$52.35</b>	<b>0.1</b>	<b>0.8</b>	<b>\$68.89</b>

# 2022 Annual Agency Profile - Kaibab Band of Paiute Indians (NTD ID 99340)

## 2022 Funding Breakdown

### Summary of Operating Expenses (OE)

Mode	Operating Expenses	Fare Revenues
Demand Response	\$204,474	\$0
<b>Total</b>	<b>\$204,474</b>	<b>\$0</b>

### Sources of Operating Funds Expended

Directly Generated	\$0
Federal Government	\$204,474
Local Government	\$0
State Government	\$0
<b>Total Operating Funds Expended</b>	<b>\$204,474</b>

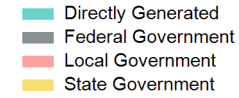
### Operating Funding Sources



### Capital Funding Sources

### Sources of Capital Funds Expended

Directly Generated	\$0
Federal Government	\$0
Local Government	\$0
State Government	\$0
<b>Total Capital Funds Expended</b>	<b>\$0</b>



## 2022 Asset Management

Transit Asset Management (TAM) Tier Tier II

TAM Sponsor NTD ID

### Metrics

### 2022 Performance Measure - Asset - 2023 Target (% not in State of Good Repair)

Rolling Stock - AO - Automobile - 100%  
 Rolling Stock - MV - Minivan - 20%  
 Rolling Stock - SV - Sports Utility Vehicle - 100%  
 Rolling Stock - VN - Van - 0%

Mode	Average Fleet Age in Years
Demand Response	7.1