

2022 Annual Agency Profile - Pascua Yaqui Tribe (NTD ID 99352)

Mailing Address: 7474 S CAMINO DE OESTE
TUCSON, AZ 85746-9308

Website: <http://www.pascuayaqui-nsn.gov>

Geographic Coverage

Primary Urbanized/Rural Area

Other Areas Served:

Tucson, AZ

Assets

Revenue Vehicles	0
Service Vehicles	0
Facilities	0

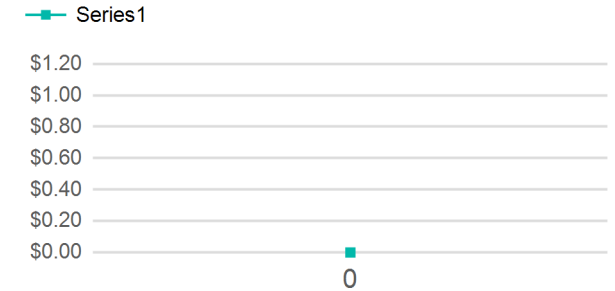
Service Consumed

Annual Unlinked Trips (UPT) 0

Service Supplied

Annual Vehicle Revenue Miles (VRM)	0
Annual Vehicle Revenue Hours (VRH)	0
Vehicles Operated in Maximum Service (VOMS)	0

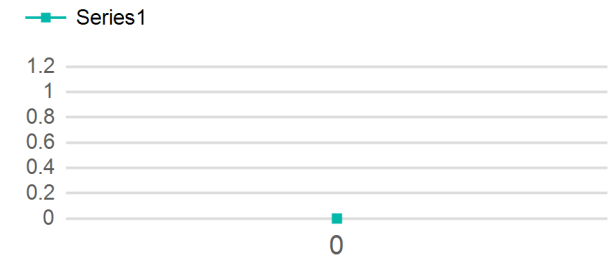
Operating Expenses per Vehicle Revenue Mile



Modal Characteristics

Mode	Annual Unlinked Passenger Trips	Directly Operated VOMS	Purchased Transportation VOMS	Annual Vehicle Revenue Miles	Annual Vehicle Revenue Hours
Total	0	0	0	0	0

Unlinked Passenger Trip per Vehicle Revenue Mile



Metrics

Service Efficiency

Service Effectiveness

Mode	OE per VRM	OE per VRH	UPT per VRM	UPT per VRH	OE per UPT
Total	\$0.00	\$0.00	0.0	0.0	\$0.00
	#Error	#Error	#Error	#Error	#Error

2022 Annual Agency Profile - Pascua Yaqui Tribe (NTD ID 99352)

2022 Funding Breakdown

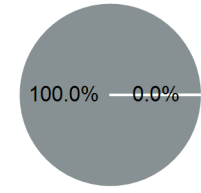
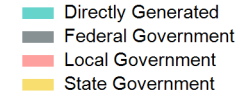
Summary of Operating Expenses (OE)

Mode	Operating Expenses	Fare Revenues
Total	\$0	\$0
	\$0	\$0

Sources of Operating Funds Expended

Directly Generated	\$0
Federal Government	\$208,809
Local Government	\$25
State Government	\$0
Total Operating Funds Expended	\$208,834

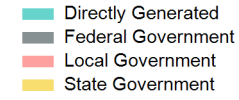
Operating Funding Sources



Capital Funding Sources

Sources of Capital Funds Expended

Directly Generated	\$0
Federal Government	\$0
Local Government	\$0
State Government	\$0
Total Capital Funds Expended	\$0



2022 Asset Management

Transit Asset Management (TAM) Tier Tier II

TAM Sponsor NTD ID

Metrics

2022 Performance Measure - Asset - 2023 Target
(% not in State of Good Repair)

Mode	Average Fleet Age in Years
	0.0