

# 2022 Annual Agency Profile - North Fork Rancheria of Mono Indians of California (NTD ID 99364)

Mailing Address: 33143 ROAD 222  
NORTH FORK, CA 93643-9704

Website: <http://northforkrancheria-nsn.gov/>

## Geographic Coverage

Primary Urbanized/Rural Area California Non-UZA

Other Areas Served:

## Assets

Revenue Vehicles 4  
Service Vehicles 0  
Facilities 0

## Service Consumed

Annual Unlinked Trips (UPT) 484

## Service Supplied

Annual Vehicle Revenue Miles (VRM) 6,752  
Annual Vehicle Revenue Hours (VRH) 135  
Vehicles Operated in Maximum Service (VOMS) 2

## Modal Characteristics

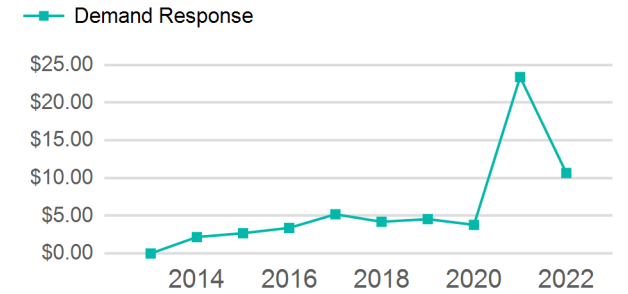
Mode	Annual Unlinked Passenger Trips	Directly Operated VOMS	Purchased Transportation VOMS	Annual Vehicle Revenue Miles	Annual Vehicle Revenue Hours
Demand Response	484	2	0	6,752	135
<b>Total</b>	<b>484</b>	<b>2</b>	<b>0</b>	<b>6,752</b>	<b>135</b>

## Service Efficiency

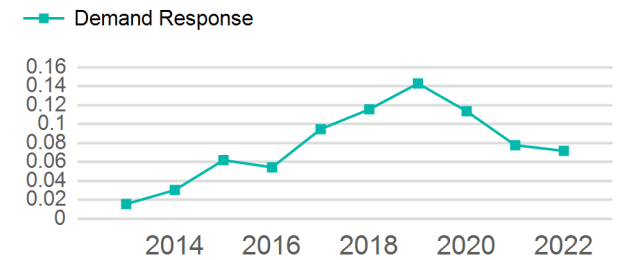
## Service Effectiveness

Mode	OE per VRM	OE per VRH	UPT per VRM	UPT per VRH	OE per UPT
Demand Response	\$10.68	\$533.91	0.1	3.6	\$148.92
<b>Total</b>	<b>\$10.68</b>	<b>\$533.91</b>	<b>0.1</b>	<b>3.6</b>	<b>\$148.92</b>

## Operating Expenses per Vehicle Revenue Mile



## Unlinked Passenger Trip per Vehicle Revenue Mile



# 2022 Annual Agency Profile - North Fork Rancheria of Mono Indians of California (NTD ID 99364)

## 2022 Funding Breakdown

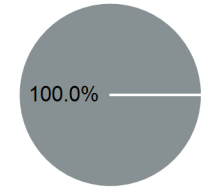
### Summary of Operating Expenses (OE)

Mode	Operating Expenses	Fare Revenues
Demand Response	\$72,078	\$0
<b>Total</b>	<b>\$72,078</b>	<b>\$0</b>

### Sources of Operating Funds Expended

Directly Generated	\$0
Federal Government	\$72,078
Local Government	\$0
State Government	\$0
<b>Total Operating Funds Expended</b>	<b>\$72,078</b>

### Operating Funding Sources



### Capital Funding Sources



### Sources of Capital Funds Expended

Directly Generated	\$0
Federal Government	\$0
Local Government	\$0
State Government	\$0
<b>Total Capital Funds Expended</b>	<b>\$0</b>

## 2022 Asset Management

Transit Asset Management (TAM) Tier Tier II

TAM Sponsor NTD ID

### Metrics

### 2022 Performance Measure - Asset - 2023 Target (% not in State of Good Repair)

Rolling Stock - BU - Bus - 0%
Rolling Stock - SV - Sports Utility Vehicle - 0%
Rolling Stock - VN - Van - 0%

Mode	Average Fleet Age in Years
Demand Response	8.0