

2022 Annual Agency Profile - Salt River Pima-Maricopa Indian Community dba Salt River Transit (NTD ID 99376)

Mailing Address: 10005 E OSBORN RD
SCOTTSDALE, AZ 85256-4019

Website: <http://www.srpmic.com/>

Geographic Coverage

Primary Urbanized/Rural Area: Arizona Non-UZA

Other Areas Served:

Phoenix--Mesa--Scottsdale, AZ

Assets

Revenue Vehicles: 12
Service Vehicles: 1
Facilities: 2

Service Consumed

Annual Unlinked Trips (UPT): 11,147

Service Supplied

Annual Vehicle Revenue Miles (VRM): 137,889
Annual Vehicle Revenue Hours (VRH): 10,646
Vehicles Operated in Maximum Service (VOMS): 9

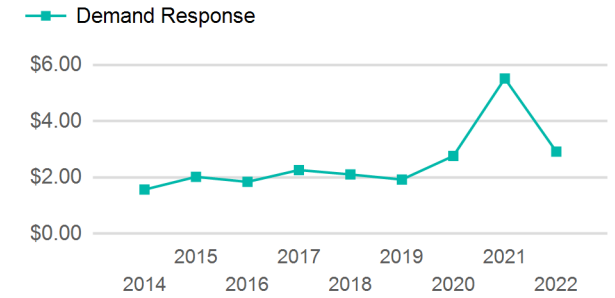
Modal Characteristics

Mode	Annual Unlinked Passenger Trips	Directly Operated VOMS	Purchased Transportation VOMS	Annual Vehicle Revenue Miles	Annual Vehicle Revenue Hours
Demand Response	11,147	9	0	137,889	10,646
Total	11,147	9	0	137,889	10,646

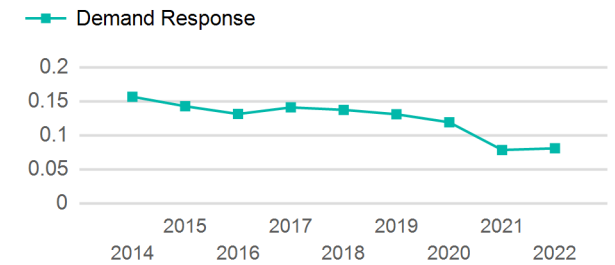
Metrics

Mode	Service Efficiency		Service Effectiveness		
	OE per VRM	OE per VRH	UPT per VRM	UPT per VRH	OE per UPT
Demand Response	\$5.84	\$75.64	0.1	1.0	\$72.24
Total	\$5.84	\$75.64	0.1	1.0	\$72.24

Operating Expenses per Vehicle Revenue Mile



Unlinked Passenger Trip per Vehicle Revenue Mile



2022 Annual Agency Profile - Salt River Pima-Maricopa Indian Community dba Salt River Transit (NTD ID 99376)

2022 Funding Breakdown

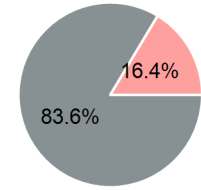
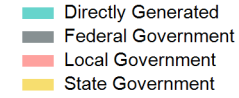
Summary of Operating Expenses (OE)

Mode	Operating Expenses	Fare Revenues
Demand Response	\$805,274	\$0
Total	\$805,274	\$0

Sources of Operating Funds Expended

Directly Generated	\$0
Federal Government	\$673,488
Local Government	\$131,786
State Government	\$0
Total Operating Funds Expended	\$805,274

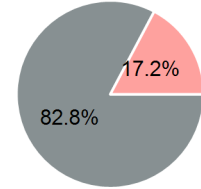
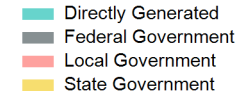
Operating Funding Sources



Sources of Capital Funds Expended

Directly Generated	\$0
Federal Government	\$27,408
Local Government	\$5,708
State Government	\$0
Total Capital Funds Expended	\$33,116

Capital Funding Sources



2022 Asset Management

Transit Asset Management (TAM) Tier Tier II

TAM Sponsor NTD ID 9R01

Metrics

2022 Performance Measure - Asset - 2023 Target
(% not in State of Good Repair)

Mode	Average Fleet Age in Years
Demand Response	4.7