

2022 Annual Agency Profile - Pyramid Lake Paiute Tribe (NTD ID 99406)

Mailing Address: 208 CAPITOL HILL
NIXON, NV 89424

Website: <http://www.plpt.nsn.us/>

Geographic Coverage

Primary Urbanized/Rural Area Nevada Non-UZA
Other Areas Served:

Assets

Revenue Vehicles 2
Service Vehicles 2
Facilities 0

Service Consumed

Annual Unlinked Trips (UPT) 2,519

Service Supplied

Annual Vehicle Revenue Miles (VRM) 159,955
Annual Vehicle Revenue Hours (VRH) 7,134
Vehicles Operated in Maximum Service (VOMS) 2

Modal Characteristics

Mode	Annual Unlinked Passenger Trips	Directly Operated VOMS	Purchased Transportation VOMS	Annual Vehicle Revenue Miles	Annual Vehicle Revenue Hours
Bus	2,519	2	0	159,955	7,134
Total	2,519	2	0	159,955	7,134

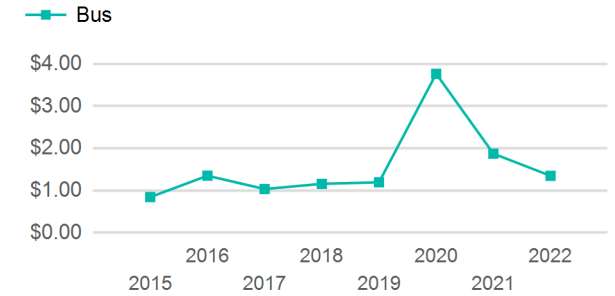
Metrics

Service Efficiency

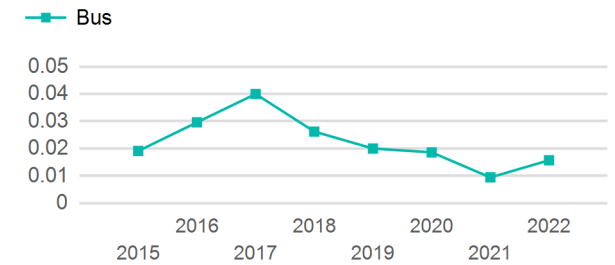
Service Effectiveness

Mode	OE per VRM	OE per VRH	UPT per VRM	UPT per VRH	OE per UPT
Bus	\$2.70	\$60.48	0.0	0.4	\$171.27
Total	\$2.70	\$60.48	0.0	0.4	\$171.27

Operating Expenses per Vehicle Revenue Mile



Unlinked Passenger Trip per Vehicle Revenue Mile



2022 Annual Agency Profile - Pyramid Lake Paiute Tribe (NTD ID 99406)

2022 Funding Breakdown

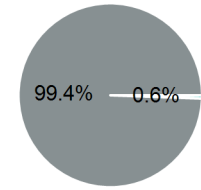
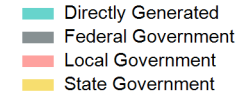
Summary of Operating Expenses (OE)

Mode	Operating Expenses	Fare Revenues
Bus	\$431,431	\$2,451
Total	\$431,431	\$2,451

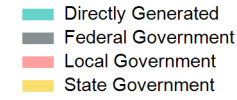
Sources of Operating Funds Expended

Directly Generated	\$2,451
Federal Government	\$428,980
Local Government	\$0
State Government	\$0
Total Operating Funds Expended	\$431,431

Operating Funding Sources



Capital Funding Sources



Sources of Capital Funds Expended

Directly Generated	\$0
Federal Government	\$0
Local Government	\$0
State Government	\$0
Total Capital Funds Expended	\$0

2022 Asset Management

Transit Asset Management (TAM) Tier: Tier II TAM Sponsor NTD ID: 9R04

Metrics

2022 Performance Measure - Asset - 2023 Target (% not in State of Good Repair)

Mode	Average Fleet Age in Years
Bus	7.0