

# 2022 Annual Agency Profile - Gila River Indian Community (NTD ID 99436)

**Mailing Address:** 525 WEST GU U KI  
SACATON, AZ 85147

**Website:** <http://www.gilariver.org/index.php/departments--programs/tribal-development-services>

## Geographic Coverage

**Primary Urbanized/Rural Area** Arizona Non-UZA  
**Other Areas Served:**

## Assets

**Revenue Vehicles** 7  
**Service Vehicles** 0  
**Facilities** 0

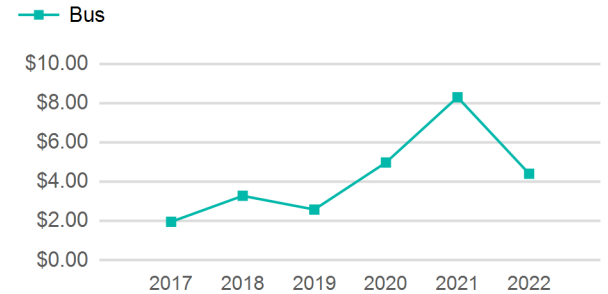
## Service Consumed

**Annual Unlinked Trips (UPT)** 10,952

## Service Supplied

**Annual Vehicle Revenue Miles (VRM)** 63,752  
**Annual Vehicle Revenue Hours (VRH)** 3,710  
**Vehicles Operated in Maximum Service (VOMS)** 3

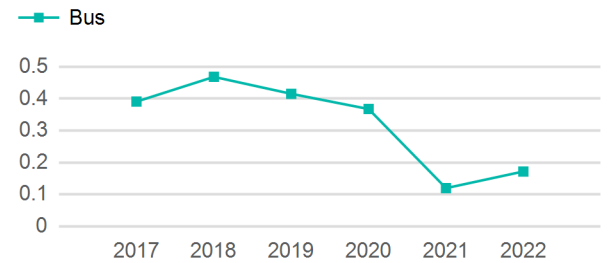
## Operating Expenses per Vehicle Revenue Mile



## Modal Characteristics

Mode	Annual Unlinked Passenger Trips	Directly Operated VOMS	Purchased Transportation VOMS	Annual Vehicle Revenue Miles	Annual Vehicle Revenue Hours
Bus	10,952	3	0	63,752	3,710
<b>Total</b>	<b>10,952</b>	<b>3</b>	<b>0</b>	<b>63,752</b>	<b>3,710</b>

## Unlinked Passenger Trip per Vehicle Revenue Mile



## Metrics

### Service Efficiency

### Service Effectiveness

Mode	OE per VRM	OE per VRH	UPT per VRM	UPT per VRH	OE per UPT
Bus	\$8.82	\$151.50	0.2	3.0	\$51.32
<b>Total</b>	<b>\$8.82</b>	<b>\$151.50</b>	<b>0.2</b>	<b>3.0</b>	<b>\$51.32</b>

# 2022 Annual Agency Profile - Gila River Indian Community (NTD ID 99436)

## 2022 Funding Breakdown

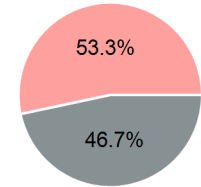
### Summary of Operating Expenses (OE)

Mode	Operating Expenses	Fare Revenues
Bus	\$562,083	\$0
<b>Total</b>	<b>\$562,083</b>	<b>\$0</b>

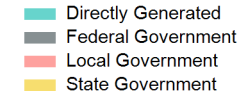
### Sources of Operating Funds Expended

Directly Generated	\$0
Federal Government	\$408,689
Local Government	\$466,832
State Government	\$0
<b>Total Operating Funds Expended</b>	<b>\$875,521</b>

### Operating Funding Sources



### Capital Funding Sources



### Sources of Capital Funds Expended

Directly Generated	\$0
Federal Government	\$0
Local Government	\$0
State Government	\$0
<b>Total Capital Funds Expended</b>	<b>\$0</b>

## 2022 Asset Management

Transit Asset Management (TAM) Tier: Tier II TAM Sponsor NTD ID: 9R01

### Metrics

2022 Performance Measure - Asset - 2023 Target (% not in State of Good Repair)

Mode	Average Fleet Age in Years
Bus	6.6