

2023 Annual Agency Profile - Confederated Tribes of the Colville Indian Reservation (NTD ID 00004)

Mailing Address: 21 COLVILLE ST
NESPELEM, WA

Website: <https://www.colvilletribes.com/transit-inchelium-ferry>

Geographic Coverage

Primary Urbanized/Rural Area Washington Non-UZA

Other Areas Served:

Service Consumed

Annual Unlinked Trips (UPT) 133,718

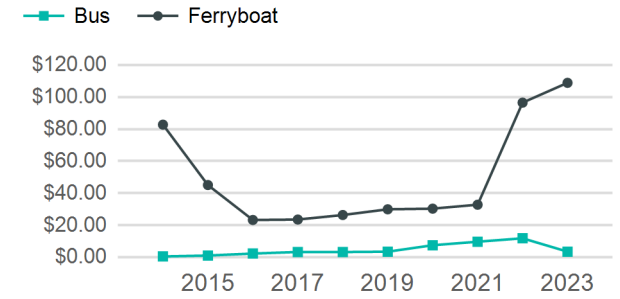
Assets

Revenue Vehicles 10
Service Vehicles 1
Facilities 3

Service Supplied

Annual Vehicle Revenue Miles (VRM) 84,896
Annual Vehicle Revenue Hours (VRH) 7,186
Vehicles Operated in Maximum Service (VOMS) 5

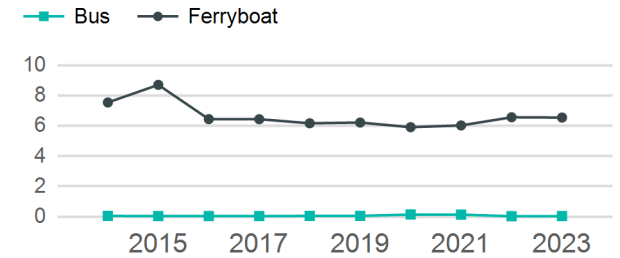
Operating Expenses per Vehicle Revenue Mile



Modal Characteristics

Mode	Annual Unlinked Passenger Trips	Directly Operated VOMS	Purchased Transportation VOMS	Annual Vehicle Revenue Miles	Annual Vehicle Revenue Hours
Bus	2,747	4	0	64,904	1,824
Ferryboat	130,971	1	0	19,992	5,362
Total	133,718	5	0	84,896	7,186

Unlinked Passenger Trip per Vehicle Revenue Mile



Metrics

Service Efficiency

Service Effectiveness

Mode	OE per VRM	OE per VRH	UPT per VRM	UPT per VRH	OE per UPT
Bus	\$3.57	\$127.17	0.0	1.5	\$84.44
Ferryboat	\$108.82	\$405.73	6.6	24.4	\$16.61
Total	\$28.36	\$335.02	1.6	18.6	\$18.00

2023 Annual Agency Profile - Confederated Tribes of the Colville Indian Reservation (NTD ID 00004)

2023 Funding Breakdown

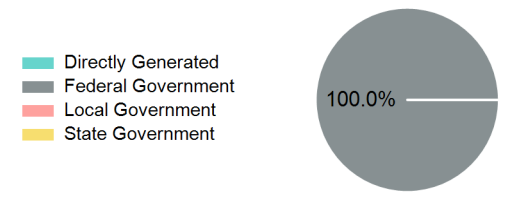
Summary of Operating Expenses (OE)

Mode	Operating Expenses	Fare Revenues
Bus	\$231,960	\$0
Ferryboat	\$2,175,505	\$0
Total	\$2,407,465	\$0

Sources of Operating Funds Expended

Directly Generated	\$0
Federal Government	\$2,407,465
Local Government	\$0
State Government	\$0
Total Operating Funds Expended	\$2,407,465

Operating Funding Sources



Capital Funding Sources

Sources of Capital Funds Expended

Directly Generated	\$0
Federal Government	\$0
Local Government	\$0
State Government	\$0
Total Capital Funds Expended	\$0



2023 Asset Management

Transit Asset Management (TAM) Tier Tier II

TAM Sponsor NTD ID

Metrics

Mode	Average Fleet Age in Years
Bus	8.3
Ferryboat	42.0