

# 2023 Annual Agency Profile - Klamath Tribes (NTD ID 00010)

**Mailing Address:** 501 S. CHILOQUIN BLVD.  
CHILOQUIN, OR

**Website:** <https://klamathtribes.org/planning-and-enterprise-department/>

## Geographic Coverage

**Primary Urbanized/Rural Area** Oregon Non-UZA

**Other Areas Served:**

## Assets

**Revenue Vehicles** 11  
**Service Vehicles**  
**Facilities**

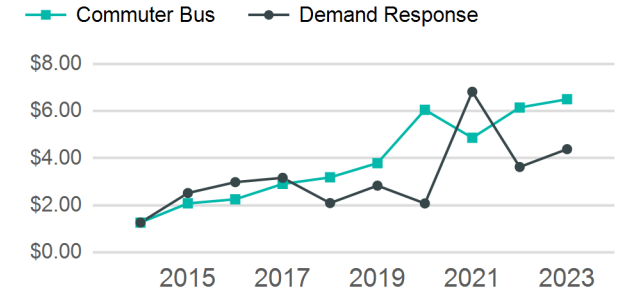
## Service Consumed

**Annual Unlinked Trips (UPT)** 10,969

## Service Supplied

**Annual Vehicle Revenue Miles (VRM)** 165,072  
**Annual Vehicle Revenue Hours (VRH)** 6,893  
**Vehicles Operated in Maximum Service (VOMS)** 7

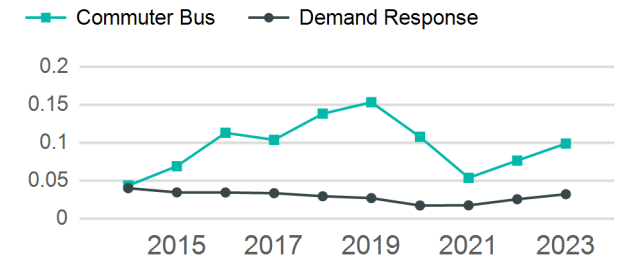
## Operating Expenses per Vehicle Revenue Mile



## Modal Characteristics

Mode	Annual Unlinked Passenger Trips	Directly Operated VOMS	Purchased Transportation VOMS	Annual Vehicle Revenue Miles	Annual Vehicle Revenue Hours
Commuter Bus	8,405	2	0	85,120	3,704
Demand Response	2,564	5	0	79,952	3,189
<b>Total</b>	<b>10,969</b>	<b>7</b>	<b>0</b>	<b>165,072</b>	<b>6,893</b>

## Unlinked Passenger Trip per Vehicle Revenue Mile



## Metrics

### Service Efficiency

### Service Effectiveness

Mode	OE per VRM	OE per VRH	UPT per VRM	UPT per VRH	OE per UPT
Commuter Bus	\$6.50	\$149.34	0.1	2.3	\$65.81
Demand Response	\$4.38	\$109.87	0.0	0.8	\$136.65
<b>Total</b>	<b>\$5.47</b>	<b>\$131.08</b>	<b>0.1</b>	<b>1.6</b>	<b>\$82.37</b>

# 2023 Annual Agency Profile - Klamath Tribes (NTD ID 00010)

## 2023 Funding Breakdown

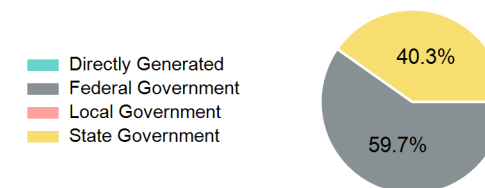
### Summary of Operating Expenses (OE)

Mode	Operating Expenses	Fare Revenues
Commuter Bus	\$553,159	\$0
Demand Response	\$350,378	\$0
<b>Total</b>	<b>\$903,537</b>	<b>\$0</b>

### Sources of Operating Funds Expended

Directly Generated	\$0
Federal Government	\$539,688
Local Government	\$0
State Government	\$363,849
<b>Total Operating Funds Expended</b>	<b>\$903,537</b>

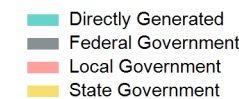
### Operating Funding Sources



### Capital Funding Sources

### Sources of Capital Funds Expended

Directly Generated	\$0
Federal Government	\$0
Local Government	\$0
State Government	\$0
<b>Total Capital Funds Expended</b>	<b>\$0</b>



## 2023 Asset Management

Transit Asset Management (TAM) Tier: Tier II TAM Sponsor NTD ID: 0R02

### Metrics

Mode	Average Fleet Age in Years
Commuter Bus	12.0
Demand Response	8.1