

2023 Annual Agency Profile - Snoqualmie Indian Tribe (NTD ID 00015)

Mailing Address: 9571 ETHAN WADE WAY SE
SNOQUALMIE, WA

Website: <http://www.svtbus.org/>

Geographic Coverage

Primary Urbanized/Rural Area Washington Non-UZA
Other Areas Served:

Assets

Revenue Vehicles 4
Service Vehicles
Facilities

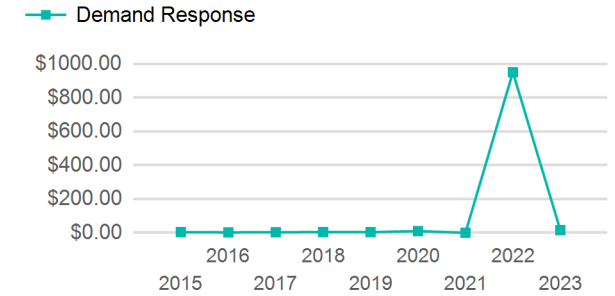
Service Consumed

Annual Unlinked Trips (UPT) 332

Service Supplied

Annual Vehicle Revenue Miles (VRM) 14,919
Annual Vehicle Revenue Hours (VRH) 754
Vehicles Operated in Maximum Service (VOMS) 2

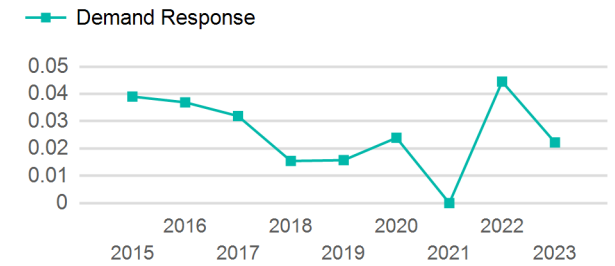
Operating Expenses per Vehicle Revenue Mile



Modal Characteristics

Mode	Annual Unlinked Passenger Trips	Directly Operated VOMS	Purchased Transportation VOMS	Annual Vehicle Revenue Miles	Annual Vehicle Revenue Hours
Demand Response	332	2	0	14,919	754
Total	332	2	0	14,919	754

Unlinked Passenger Trip per Vehicle Revenue Mile



Mode	Service Efficiency		Service Effectiveness		
	OE per VRM	OE per VRH	UPT per VRM	UPT per VRH	OE per UPT
Demand Response	\$15.47	\$306.01	0.0	0.4	\$694.97
Total	\$15.47	\$306.01	0.0	0.4	\$694.97

2023 Annual Agency Profile - Snoqualmie Indian Tribe (NTD ID 00015)

2023 Funding Breakdown

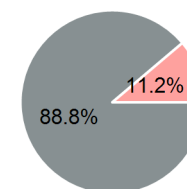
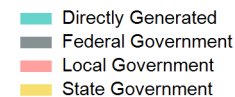
Summary of Operating Expenses (OE)

Mode	Operating Expenses	Fare Revenues
Demand Response	\$230,731	\$0
Total	\$230,731	\$0

Sources of Operating Funds Expended

Directly Generated	\$0
Federal Government	\$315,999
Local Government	\$39,732
State Government	\$0
Total Operating Funds Expended	\$355,731

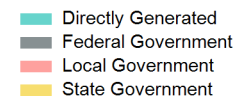
Operating Funding Sources



Capital Funding Sources

Sources of Capital Funds Expended

Directly Generated	\$0
Federal Government	\$0
Local Government	\$0
State Government	\$0
Total Capital Funds Expended	\$0



2023 Asset Management

Transit Asset Management (TAM) Tier Tier II

TAM Sponsor NTD ID

Metrics

Mode	Average Fleet Age in Years
Demand Response	4.3