

2023 Annual Agency Profile - Shoshone-Bannock Tribes (NTD ID 00031)

Mailing Address: PIMA DR
FORT HALL, ID

Website: <https://www.shobandot.com/transit>

Geographic Coverage

Primary Urbanized/Rural Area Idaho Non-UZA

Other Areas Served:

Pocatello, ID

Assets

Revenue Vehicles 7

Service Vehicles

Facilities 2

Service Consumed

Annual Unlinked Trips (UPT) 24,895

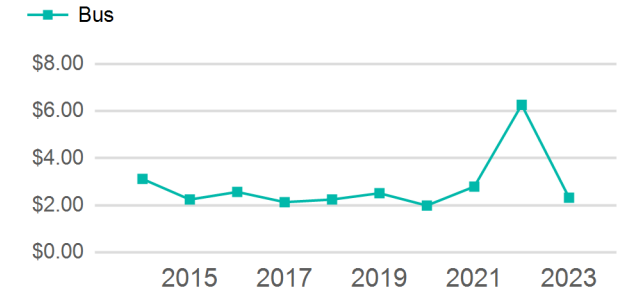
Annual Vehicle Revenue Miles (VRM) 273,650

Annual Vehicle Revenue Hours (VRH) 14,560

Vehicles Operated in Maximum Service (VOMS) 7

Service Supplied

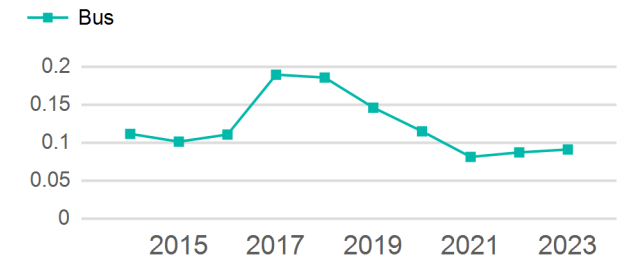
Operating Expenses per Vehicle Revenue Mile



Modal Characteristics

Mode	Annual Unlinked Passenger Trips	Directly Operated VOMS	Purchased Transportation VOMS	Annual Vehicle Revenue Miles	Annual Vehicle Revenue Hours
Bus	24,895	7	0	273,650	14,560
Total	24,895	7	0	273,650	14,560

Unlinked Passenger Trip per Vehicle Revenue Mile



Metrics

Service Efficiency

Service Effectiveness

Mode	OE per VRM	OE per VRH	UPT per VRM	UPT per VRH	OE per UPT
Bus	\$2.32	\$43.62	0.1	1.7	\$25.51
Total	\$2.32	\$43.62	0.1	1.7	\$25.51

2023 Annual Agency Profile - Shoshone-Bannock Tribes (NTD ID 00031)

2023 Funding Breakdown

Summary of Operating Expenses (OE)

Mode	Operating Expenses	Fare Revenues
Bus	\$635,090	\$0
Total	\$635,090	\$0

Sources of Operating Funds Expended

Directly Generated	\$0
Federal Government	\$635,090
Local Government	\$0
State Government	\$0
Total Operating Funds Expended	\$635,090

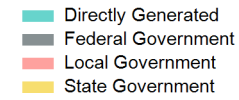
Operating Funding Sources



Capital Funding Sources

Sources of Capital Funds Expended

Directly Generated	\$0
Federal Government	\$0
Local Government	\$0
State Government	\$0
Total Capital Funds Expended	\$0



2023 Asset Management

Transit Asset Management (TAM) Tier Tier II

TAM Sponsor NTD ID

Metrics

Mode	Average Fleet Age in Years
Bus	4.7