

2023 Annual Agency Profile - Coeur d'Alene Tribe (NTD ID 00053)

Mailing Address: 850 A ST
PLUMMER, ID

Website: <https://www.kcgov.us/490/Citylink-South-Routes>

Geographic Coverage

Primary Urbanized/Rural Area Coeur d'Alene, ID

Other Areas Served:

Idaho Non-UZA

Assets

Revenue Vehicles 20
Service Vehicles 2
Facilities 1

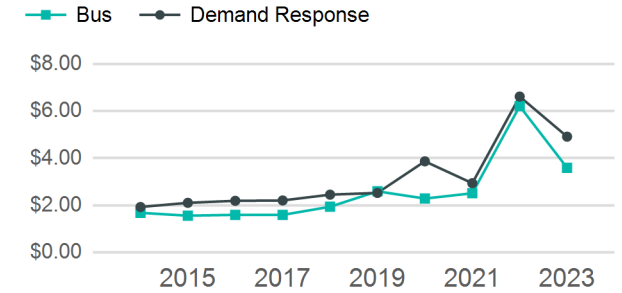
Service Consumed

Annual Unlinked Trips (UPT) 184,013

Service Supplied

Annual Vehicle Revenue Miles (VRM) 651,405
Annual Vehicle Revenue Hours (VRH) 25,561
Vehicles Operated in Maximum Service (VOMS) 7

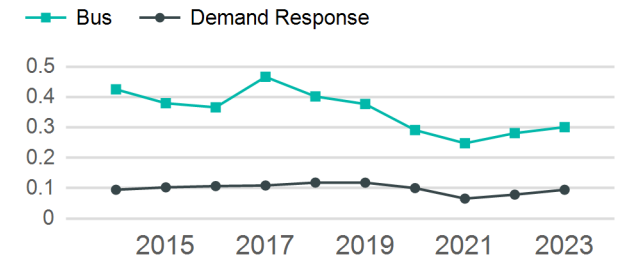
Operating Expenses per Vehicle Revenue Mile



Modal Characteristics

Mode	Annual Unlinked Passenger Trips	Directly Operated VOMS	Purchased Transportation VOMS	Annual Vehicle Revenue Miles	Annual Vehicle Revenue Hours
Bus	178,423	5	0	592,490	23,602
Demand Response	5,590	2	0	58,915	1,959
Total	184,013	7	0	651,405	25,561

Unlinked Passenger Trip per Vehicle Revenue Mile



Metrics

Service Efficiency

Service Effectiveness

Mode	OE per VRM	OE per VRH	UPT per VRM	UPT per VRH	OE per UPT
Bus	\$3.59	\$90.14	0.3	7.6	\$11.92
Demand Response	\$4.91	\$147.74	0.1	2.9	\$51.77
Total	\$3.71	\$94.56	0.3	7.2	\$13.13

2023 Annual Agency Profile - Coeur d'Alene Tribe (NTD ID 00053)

2023 Funding Breakdown

Summary of Operating Expenses (OE)

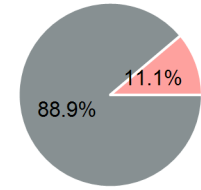
Mode	Operating Expenses	Fare Revenues
Bus	\$2,127,571	\$0
Demand Response	\$289,419	\$0
Total	\$2,416,990	\$0

Sources of Operating Funds Expended

Directly Generated	\$0
Federal Government	\$2,148,488
Local Government	\$268,502
State Government	\$0
Total Operating Funds Expended	\$2,416,990

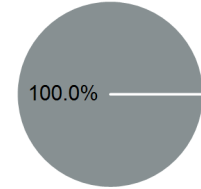
Operating Funding Sources

■ Directly Generated
■ Federal Government
■ Local Government
■ State Government



Capital Funding Sources

■ Directly Generated
■ Federal Government
■ Local Government
■ State Government



Sources of Capital Funds Expended

Directly Generated	\$0
Federal Government	\$53,329
Local Government	\$0
State Government	\$0
Total Capital Funds Expended	\$53,329

2023 Asset Management

Transit Asset Management (TAM) Tier: Tier II TAM Sponsor NTD ID: 0R01

Metrics

Mode	Average Fleet Age in Years
Bus	4.9
Demand Response	8.0