

2023 Annual Agency Profile - The Tulalip Tribes of Washington (NTD ID 00060)

Mailing Address: 6406 MARINE DR
Tulalip, WA

Website: <https://www.tulaliptribes-nsn.gov/Dept/TulalipTransit>

Geographic Coverage

Primary Urbanized/Rural Area Washington Non-UZA
Other Areas Served:

Assets

Revenue Vehicles 3
Service Vehicles
Facilities

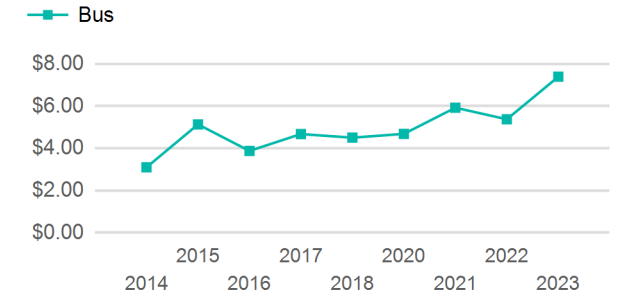
Service Consumed

Annual Unlinked Trips (UPT) 852

Service Supplied

Annual Vehicle Revenue Miles (VRM) 11,781
Annual Vehicle Revenue Hours (VRH) 1,362
Vehicles Operated in Maximum Service (VOMS) 1

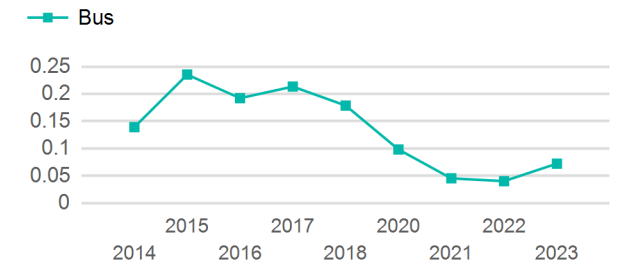
Operating Expenses per Vehicle Revenue Mile



Modal Characteristics

Mode	Annual Unlinked Passenger Trips	Directly Operated VOMS	Purchased Transportation VOMS	Annual Vehicle Revenue Miles	Annual Vehicle Revenue Hours
Bus	852	1	0	11,781	1,362
Total	852	1	0	11,781	1,362

Unlinked Passenger Trip per Vehicle Revenue Mile



Metrics

Service Efficiency

Service Effectiveness

Mode	OE per VRM	OE per VRH	UPT per VRM	UPT per VRH	OE per UPT
Bus	\$7.39	\$63.91	0.1	0.6	\$102.17
Total	\$7.39	\$63.91	0.1	0.6	\$102.17

2023 Annual Agency Profile - The Tulalip Tribes of Washington (NTD ID 00060)

2023 Funding Breakdown

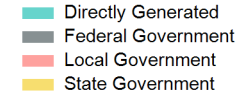
Summary of Operating Expenses (OE)

Mode	Operating Expenses	Fare Revenues
Bus	\$87,052	\$0
Total	\$87,052	\$0

Sources of Operating Funds Expended

Directly Generated	\$0
Federal Government	\$0
Local Government	\$87,052
State Government	\$0
Total Operating Funds Expended	\$87,052

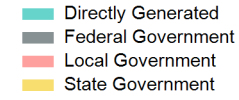
Operating Funding Sources



Capital Funding Sources

Sources of Capital Funds Expended

Directly Generated	\$0
Federal Government	\$0
Local Government	\$0
State Government	\$0
Total Capital Funds Expended	\$0



2023 Asset Management

Transit Asset Management (TAM) Tier Tier II

TAM Sponsor NTD ID

Metrics

Mode	Average Fleet Age in Years
Bus	9.7