

2023 Annual Agency Profile - Lummi Nation (NTD ID 00095)

Mailing Address: 2665 KWINA RD
BELLINGHAM, WA

Website: <https://www.lummi-nsn.gov/Website.php?PageID=459>

Geographic Coverage

Primary Urbanized/Rural Area Washington Non-UZA

Other Areas Served:

Bellingham, WA

Assets

Revenue Vehicles 7

Service Vehicles

Facilities 1

Service Consumed

Annual Unlinked Trips (UPT) 18,507

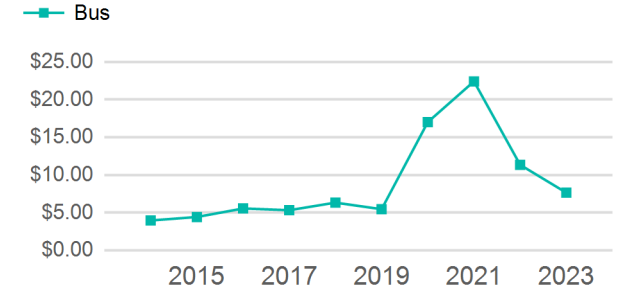
Service Supplied

Annual Vehicle Revenue Miles (VRM) 70,327

Annual Vehicle Revenue Hours (VRH) 5,537

Vehicles Operated in Maximum Service (VOMS) 4

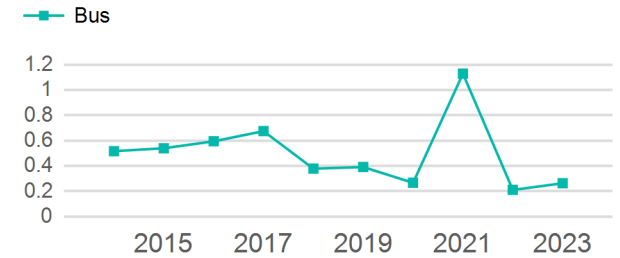
Operating Expenses per Vehicle Revenue Mile



Modal Characteristics

Mode	Annual Unlinked Passenger Trips	Directly Operated VOMS	Purchased Transportation VOMS	Annual Vehicle Revenue Miles	Annual Vehicle Revenue Hours
Bus	18,507	4	0	70,327	5,537
Total	18,507	4	0	70,327	5,537

Unlinked Passenger Trip per Vehicle Revenue Mile



Metrics

Service Efficiency

Service Effectiveness

Mode	OE per VRM	OE per VRH	UPT per VRM	UPT per VRH	OE per UPT
Bus	\$7.66	\$97.27	0.3	3.3	\$29.10
Total	\$7.66	\$97.27	0.3	3.3	\$29.10

2023 Annual Agency Profile - Lummi Nation (NTD ID 00095)

2023 Funding Breakdown

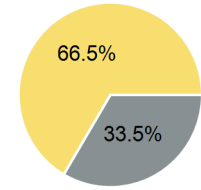
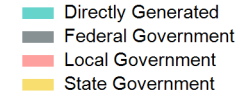
Summary of Operating Expenses (OE)

Mode	Operating Expenses	Fare Revenues
Bus	\$538,584	\$0
Total	\$538,584	\$0

Sources of Operating Funds Expended

Directly Generated	\$0
Federal Government	\$180,266
Local Government	\$0
State Government	\$358,318
Total Operating Funds Expended	\$538,584

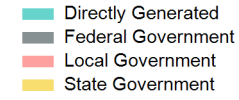
Operating Funding Sources



Capital Funding Sources

Sources of Capital Funds Expended

Directly Generated	\$0
Federal Government	\$0
Local Government	\$0
State Government	\$0
Total Capital Funds Expended	\$0



2023 Asset Management

Transit Asset Management (TAM) Tier Tier II

TAM Sponsor NTD ID

Metrics

Mode	Average Fleet Age in Years
Bus	9.6