

2023 Annual Agency Profile - Confederated Tribes and Bands of The Yakama Nation (NTD ID 00111)

Mailing Address: 401 FORT RD
TOPPENISH, WA

Website: <http://www.pahtotransit.com>

Geographic Coverage

Primary Urbanized/Rural Area Washington Non-UZA
Other Areas Served:

Service Consumed

Annual Unlinked Trips (UPT) 18,749

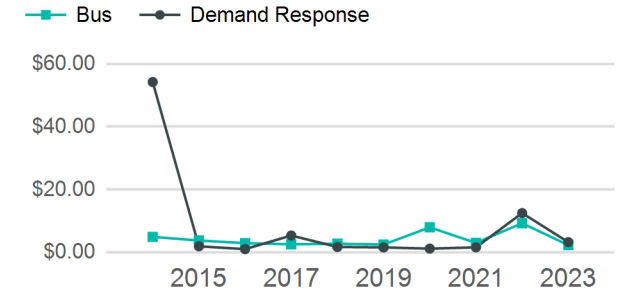
Assets

Revenue Vehicles 15
Service Vehicles
Facilities

Service Supplied

Annual Vehicle Revenue Miles (VRM) 214,706
Annual Vehicle Revenue Hours (VRH) 7,745
Vehicles Operated in Maximum Service (VOMS) 6

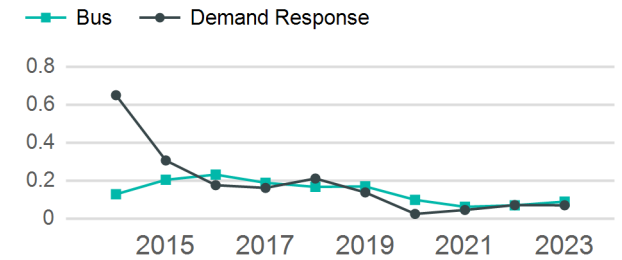
Operating Expenses per Vehicle Revenue Mile



Modal Characteristics

Mode	Annual Unlinked Passenger Trips	Directly Operated VOMS	Purchased Transportation VOMS	Annual Vehicle Revenue Miles	Annual Vehicle Revenue Hours
Bus	17,314	5	0	194,236	7,071
Demand Response	1,435	1	0	20,470	674
Total	18,749	6	0	214,706	7,745

Unlinked Passenger Trip per Vehicle Revenue Mile



Metrics

Service Efficiency

Service Effectiveness

Mode	OE per VRM	OE per VRH	UPT per VRM	UPT per VRH	OE per UPT
Bus	\$2.34	\$64.32	0.1	2.4	\$26.27
Demand Response	\$3.27	\$99.42	0.1	2.1	\$46.70
Total	\$2.43	\$67.37	0.1	2.4	\$27.83

2023 Annual Agency Profile - Confederated Tribes and Bands of The Yakama Nation (NTD ID 00111)

2023 Funding Breakdown

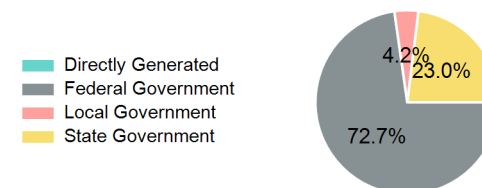
Summary of Operating Expenses (OE)

Mode	Operating Expenses	Fare Revenues
Bus	\$454,784	\$0
Demand Response	\$67,012	\$0
Total	\$521,796	\$0

Sources of Operating Funds Expended

Directly Generated	\$0
Federal Government	\$379,544
Local Government	\$22,000
State Government	\$120,252
Total Operating Funds Expended	\$521,796

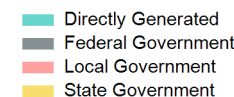
Operating Funding Sources



Capital Funding Sources

Sources of Capital Funds Expended

Directly Generated	\$0
Federal Government	\$0
Local Government	\$0
State Government	\$0
Total Capital Funds Expended	\$0



Transit Asset Management (TAM) Tier Tier II

2023 Asset Management

TAM Sponsor NTD ID

Metrics

Mode	Average Fleet Age in Years
Bus	6.9
Demand Response	7.8