

# 2023 Annual Agency Profile - Confederated Tribes of the Umatilla Indian Reservation (NTD ID 00119)

Mailing Address: 46411 TIMINE WAY  
PENDLETON, OR

Website: <https://ctuir.org/tribal-services/planning/kayak-public-transit>

## Geographic Coverage

Primary Urbanized/Rural Area Oregon Non-UZA  
Other Areas Served:

## Assets

Revenue Vehicles 20  
Service Vehicles  
Facilities 2

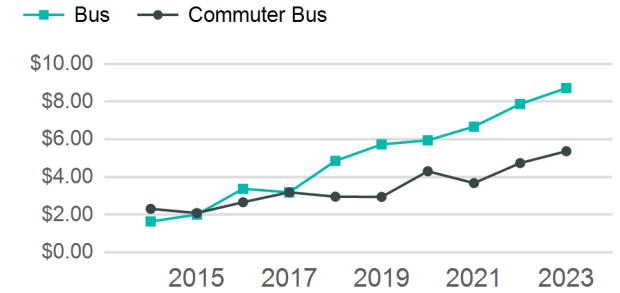
## Service Consumed

Annual Unlinked Trips (UPT) 66,695

## Service Supplied

Annual Vehicle Revenue Miles (VRM) 434,082  
Annual Vehicle Revenue Hours (VRH) 17,579  
Vehicles Operated in Maximum Service (VOMS) 7

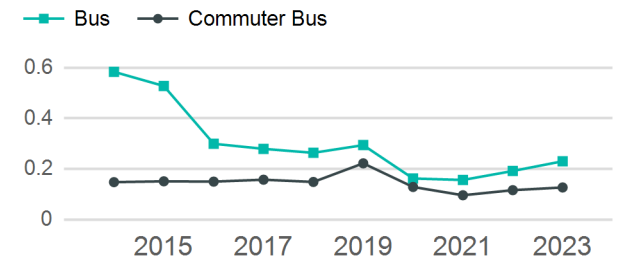
## Operating Expenses per Vehicle Revenue Mile



## Modal Characteristics

Mode	Annual Unlinked Passenger Trips	Directly Operated VOMS	Purchased Transportation VOMS	Annual Vehicle Revenue Miles	Annual Vehicle Revenue Hours
Bus	25,843	3	0	112,177	7,998
Commuter Bus	40,852	4	0	321,905	9,581
<b>Total</b>	<b>66,695</b>	<b>7</b>	<b>0</b>	<b>434,082</b>	<b>17,579</b>

## Unlinked Passenger Trip per Vehicle Revenue Mile



## Metrics

### Service Efficiency

### Service Effectiveness

Mode	OE per VRM	OE per VRH	UPT per VRM	UPT per VRH	OE per UPT
Bus	\$8.71	\$122.20	0.2	3.2	\$37.82
Commuter Bus	\$5.37	\$180.39	0.1	4.3	\$42.31
<b>Total</b>	<b>\$6.23</b>	<b>\$153.91</b>	<b>0.2</b>	<b>3.8</b>	<b>\$40.57</b>

# 2023 Annual Agency Profile - Confederated Tribes of the Umatilla Indian Reservation (NTD ID 00119)

## 2023 Funding Breakdown

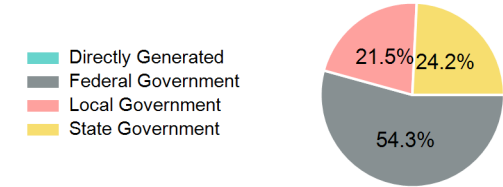
### Summary of Operating Expenses (OE)

Mode	Operating Expenses	Fare Revenues
Bus	\$977,326	\$0
Commuter Bus	\$1,728,329	\$0
<b>Total</b>	<b>\$2,705,655</b>	<b>\$0</b>

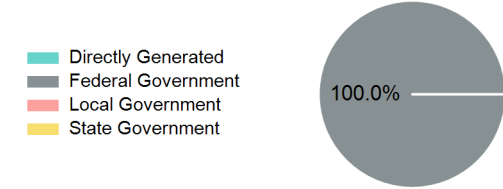
### Sources of Operating Funds Expended

Directly Generated	\$0
Federal Government	\$1,468,117
Local Government	\$582,056
State Government	\$655,482
<b>Total Operating Funds Expended</b>	<b>\$2,705,655</b>

### Operating Funding Sources



### Capital Funding Sources



### Sources of Capital Funds Expended

Directly Generated	\$0
Federal Government	\$267,808
Local Government	\$0
State Government	\$0
<b>Total Capital Funds Expended</b>	<b>\$267,808</b>

## 2023 Asset Management

Transit Asset Management (TAM) Tier: Tier II TAM Sponsor NTD ID: 0R02

### Metrics

Mode	Average Fleet Age in Years
Bus	8.6
Commuter Bus	4.6