

# 2023 Annual Agency Profile - Seldovia Village Tribe (NTD ID 00199)

Mailing Address: PO BOX L  
SELDOVIA, AK

Website: <http://seldoviabayferry.com>

## Geographic Coverage

Primary Urbanized/Rural Area: Alaska Non-UZA  
Other Areas Served:

## Assets

Revenue Vehicles: 1  
Service Vehicles:  
Facilities: 3

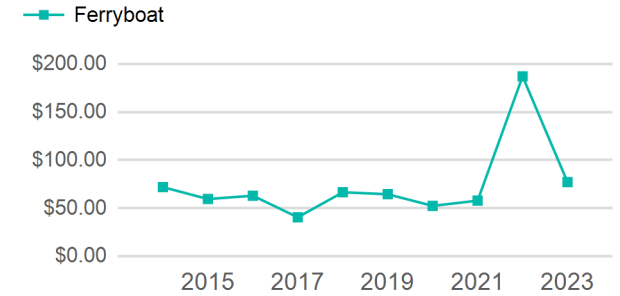
## Service Consumed

Annual Unlinked Trips (UPT): 16,538

## Service Supplied

Annual Vehicle Revenue Miles (VRM): 6,720  
Annual Vehicle Revenue Hours (VRH): 315  
Vehicles Operated in Maximum Service (VOMS): 1

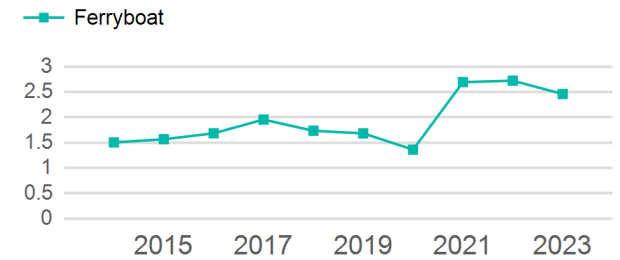
## Operating Expenses per Vehicle Revenue Mile



## Modal Characteristics

Mode	Annual Unlinked Passenger Trips	Directly Operated VOMS	Purchased Transportation VOMS	Annual Vehicle Revenue Miles	Annual Vehicle Revenue Hours
Ferryboat	16,538	1	0	6,720	315
<b>Total</b>	<b>16,538</b>	<b>1</b>	<b>0</b>	<b>6,720</b>	<b>315</b>

## Unlinked Passenger Trip per Vehicle Revenue Mile



Mode	Service Efficiency		Service Effectiveness		
	OE per VRM	OE per VRH	UPT per VRM	UPT per VRH	OE per UPT
Ferryboat	\$77.10	\$1,644.82	2.5	52.5	\$31.33
<b>Total</b>	<b>\$77.10</b>	<b>\$1,644.82</b>	<b>2.5</b>	<b>52.5</b>	<b>\$31.33</b>

# 2023 Annual Agency Profile - Seldovia Village Tribe (NTD ID 00199)

## 2023 Funding Breakdown

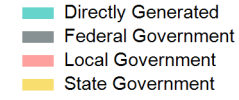
### Summary of Operating Expenses (OE)

Mode	Operating Expenses	Fare Revenues
Ferryboat	\$518,117	\$0
<b>Total</b>	<b>\$518,117</b>	<b>\$0</b>

### Sources of Operating Funds Expended

Directly Generated	\$518,117
Federal Government	\$0
Local Government	\$0
State Government	\$0
<b>Total Operating Funds Expended</b>	<b>\$518,117</b>

### Operating Funding Sources



### Capital Funding Sources

### Sources of Capital Funds Expended

Directly Generated	\$0
Federal Government	\$0
Local Government	\$0
State Government	\$0
<b>Total Capital Funds Expended</b>	<b>\$0</b>



## 2023 Asset Management

Transit Asset Management (TAM) Tier Tier II

TAM Sponsor NTD ID

### Metrics

Mode	Average Fleet Age in Years
Ferryboat	14.0